








OPEN ACCESS

# Tennis-specific extension of the International Olympic Committee consensus statement: methods for recording and reporting of epidemiological data on injury and illness in sport 2020

Evert Verhagen <sup>1,2,3,4</sup> Benjamin Clarsen <sup>5,6</sup> Jamie Capel-Davies,<sup>7</sup> Christy Collins,<sup>8</sup> Wayne Derman <sup>9,10</sup> Don de Winter,<sup>11</sup> Nicky Dunn,<sup>7</sup> Todd S Ellenbecker,<sup>12</sup> Raymond Forde,<sup>13</sup> Brian Hainline <sup>14</sup> Jo Larkin,<sup>15</sup> Machar Reid,<sup>16</sup> Per AFH Renstrom,<sup>17</sup> Kathleen Stroia,<sup>18</sup> Sue Wolstenholme,<sup>19</sup> Babette M Plum <sup>1,20,21</sup>

► Additional material is published online only. To view, please visit the journal online (<http://dx.doi.org/10.1136/bjsports-2020-102360>).

For numbered affiliations see end of article.

## Correspondence to

Professor Evert Verhagen, Amsterdam Collaboration on Health & Safety in Sports, Department of Public and Occupational Health, Amsterdam Movement Sciences, Amsterdam UMC, Amsterdam 1081BT, The Netherlands; [e.verhagen@amsterdamumc.nl](mailto:e.verhagen@amsterdamumc.nl)

Accepted 25 September 2020  
Published Online First  
20 October 2020

## ABSTRACT

The IOC has proposed standard methods for recording and reporting of data for injury and illness in sport. The IOC consensus statement authors anticipated that sport-specific statements would provide further recommendations. This statement is the tennis-specific extension of the partner IOC statement. The International Tennis Federation Sport Science and Medicine Committee, in collaboration with selected external experts, met in June 2019 to consider athlete health monitoring issues specific to tennis. Once the IOC consensus statement was finalised, the tennis-specific consensus was drafted and agreed on by the members over three iterations. Compared with the IOC consensus statement, the tennis consensus contains tennis-specific information on injury mechanism, mode of onset, injury classification, injury duration, capturing and reporting exposure, reporting risk and study population. Our recommendations apply to able-bodied as well as wheelchair tennis players. Where applicable, specific recommendations are made for wheelchair tennis.

## INTRODUCTION

Athlete health monitoring has many benefits. There is an immediate value in identifying those interventions that could protect or improve the athletes' current health via feedback to the athletes and their support staff. Also, there is long-term value in serial health assessments to monitor injuries, load, maturation and ageing. In addition, athlete health data can help tournament staff better organise and prepare for medical problems during competition and support athletes and their medical teams. Consistency in reporting and using a standardised methodology is also the aim of all research on athlete health and injury and illness prevention programmes. Therefore, the IOC published a consensus statement for sport.<sup>1,2</sup>

The IOC consensus statement offers recommendations to standardise the reporting of athlete health across sports. However, there were 28 sports involving 41 disciplines in the

2016 Summer Olympics,<sup>3</sup> seven sports involving 15 disciplines in the 2018 Winter Games,<sup>4</sup> and it is anticipated that 33 sports with a total of 50 disciplines will participate in Tokyo 2021.<sup>5</sup> Each of these sports poses a unique challenge to their athletes. The IOC consensus recommendation authors anticipated that subsequent sport-specific statements would provide more detailed recommendations relevant for the sport and setting. Here we update the 2009 consensus statement on medical conditions in tennis<sup>6</sup> as a partner document to the 2020 IOC consensus statement.<sup>1,2</sup>

## METHODS

In February 2019, EV and BMP reviewed the previous tennis consensus statement<sup>6</sup> and compared this with other published consensus statements.<sup>7-14</sup> In June 2019, the International Tennis Federation (ITF) hosted a tennis consensus meeting in London with the eight ITF medical committee members and five external experts (EV, BC, DdW, TE and CC). Three tennis consensus group members were also part of the IOC consensus group (EV, BC and BMP). During the London meeting, the tennis consensus group members agreed on which of the previous recommendations needed to be updated and which tennis-specific athlete health monitoring issues to consider. Once the IOC consensus statement was accepted for publication, EV and BP prepared a draft of the additions based on the tennis consensus group's discussions. During this final phase, an additional expert was recruited to ensure that the proposed tennis-specific consensus also applied to wheelchair tennis (WD). All tennis consensus group members reviewed the draft and reached a consensus over three iterations. This tennis-specific extension of the IOC consensus statement follows the primary document's format but provides tennis-specific details. All recommendations apply to able-bodied as well as wheelchair tennis players, and, where applicable, specific recommendations are made for wheelchair tennis.

## CONSENSUS RECOMMENDATIONS

Table 1 summarises the tennis-specific additions to the IOC consensus statement: methods for recording



© Author(s) (or their employer(s)) 2021. Re-use permitted under CC BY-NC. No commercial re-use. See rights and permissions. Published by BMJ.

**To cite:** Verhagen E, Clarsen B, Capel-Davies J, et al. *Br J Sports Med* 2021;**55**:9–13.

## Consensus statement

**Table 1** Tennis and wheelchair tennis additions to the IOC consensus statement: methods for recording and reporting of epidemiological data on injury and illness in sport 2020

Topic	Additions
Defining and classifying health problems	Mode of onset. (Wheelchair) Tennis examples are provided. Classifying the mechanisms of injury. Tennis-specific examples are provided.
Classifying sports injury and illness diagnoses	Common injury types and diagnoses for shoulder injuries are added.
The severity of health problems	The duration of time loss of health problems sustained during a tournament should be confirmed.
Capturing and reporting athlete exposure	Exposure in hours should be registered separately for tennis practice, tennis matches, and strength and conditioning. Internal and external load may be monitored using session-Rate of Perceived Exertion. Match exposure should be recorded in terms of the number of matches, sets, games and/or points. Additional measures for tennis load are recommended, including distance covered, changes of direction, acceleration and number and velocity of strokes.
Expressing risk	For tournaments, the number of injuries per 1000 hours and per 1000 games played should be reported.
The burden of health problems	No additional recommendations made.
Study population characteristics	(Wheelchair) Tennis population characteristics of interest are provided.
Data collection methods	Tennis and wheelchair tennis templates for baseline information, injury and illness registration, and training and match exposure have been developed.

and reporting of epidemiological data on injury and illness in sport 2020.<sup>1</sup>

### DEFINING AND CLASSIFYING HEALTH PROBLEMS

We adopt the definition of an athlete's health problem as stated by the authors of the IOC consensus statement as any condition that affects an athlete's normal state of full health, irrespective of its consequences on the athlete's sports participation or performance, or whether the athlete sought medical attention.<sup>15</sup> Such a broad definition is crucial for tennis, a sport where non-time-loss problems dominate the injury and illness spectrum.<sup>16 17</sup>

The IOC consensus statement recommends implementing methods that capture relevant subtleties of injury onset, rather than using sudden and gradual onset as a dichotomy only. In [table 2](#), we provide tennis-specific examples for this classification.

### CLASSIFYING SPORTS INJURY AND ILLNESS DIAGNOSES

The IOC consensus statement provides a standard format for reporting injury characteristics, based on a template used by rugby. Unfortunately, for tennis, such detailed information is currently unavailable. We included examples of shoulder injuries and diagnoses to illustrate the potential format of standard reporting in tennis ([table 3](#)). Studies can expand or collapse tables to highlight specific diagnoses in any way they choose.

**Table 2** Tennis-specific examples for a mode of onset

Mechanism	Presentation	Example
Acute	Sudden onset	The player twists his ankle while sliding towards the ball and tears the ankle's lateral ligament(s).
Repetitive	Sudden onset	The player feels a sudden, acute pain at the back of the shoulder after a serve. X-ray of the thoracic spine is negative, but MRI shows a stress fracture of the second rib.
Repetitive	Gradual onset	The player experiences gradually increasing pain below her kneecap. Initially, the player only feels some slight stiffness and pain at the beginning of the play, but eventually, the pain is so severe the player is no longer able to push off or land after the serve. Ultrasound imaging confirms patellar tendinopathy.

In wheelchair tennis, upper limb injuries are common, as well as injuries to stumps and insensate upper and lower limbs. These include lacerations, contusions and abrasions to the stump skin as well as insensate pressure areas. Stump injuries should be recorded according to their anatomical location and have associated Orchard Sports Injury and Illness Classification System and Sport Medicine Diagnostic Coding System codes.<sup>18</sup>

### SEVERITY OF HEALTH PROBLEMS

The duration of time loss is often used to capture severity. The IOC consensus statement defines time loss as *the number of days that the athlete is unavailable for training and competition, from the date of onset until the athlete is fully available for training and competition*. Although time loss is generally considered easy to capture, it is difficult to operationalise in tennis where systematic data collection is only available at tournaments. Even though it is possible to register a time-loss problem that occurs during a tournament, it is challenging to track the duration of every time-loss injury afterwards. Therefore, we recommend that the injury's time-loss be confirmed at a later stage through the player or their doctor, if feasible. Be aware that there are inherent difficulties with this approach. Inability to contact players out-of-competition, recall bias, technological issues (ie, multiple athlete management systems are in use) and variations in medical personnel (ie, other medical support provided at each event) may affect the ability to capture this information.

Depending on the research question, it may be more appropriate to express the severity of the health problem in tennis by (1) the nature of the sports injury or illness (eg, stress fracture, rotator cuff tear), (2) the OSTRC severity score or (3) the outcome of the injury (eg, retirement from tennis).<sup>15 19</sup>

### CAPTURING AND REPORTING ATHLETE EXPOSURE AND EXPRESSING RISK

Tennis is a sport that demands a variety of training methods to improve and optimise performance. Therefore, training exposure in hours should be registered separately for tennis practice (skills and drills), and strength and conditioning. When monitoring load in high-performance tennis and wheelchair tennis players, a further subdivision of strength and conditioning into strength training, conditioning, movement/speed/agility and body management skills is recommended (online

**Table 3** Proposed standard reporting format for the shoulder injury pattern in tennis

Region	Tissue type	Diagnosis	SMDCS code	OSIICS 13 code
Shoulder	Muscle/tendon	Rotator cuff strain	SH.12.07	ST1
		Rotator cuff tear	SH.12.09	ST1
		Rotator cuff tendinopathy	SH.12.28	ST1
		Long head of biceps tendinopathy	SH.13.28	ST2
		Long head of biceps tendon rupture	SH.14.09	SR2
	Nervous	Suprascapular nerve entrapment	SH.24.39	SN4
	Bone	Clavicular fracture	SH.32.13	SFC
		Distal clavicular osteolysis	SH.32.33	SAO
		Humeral proximal growth plate/physeal injury	SH.34.20	UZX
	Cartilage/synovium/bursa	Adhesive capsulitis/frozen shoulder	SH.40.30	SQF
		Shoulder osteoarthritis	SH.40.34	SAX
		Impingement/subacromial impingement	SH.41.30	STD
		Acromioclavicular degenerative/ joint arthritis	SH.42.34	SAA
		Bankart lesions	SH.44.17	SCL
		Glenoid labrum tear	SH.46.21	SCL
		Slap lesion	SH.47.21	SCS
	Ligament/joint capsule	Multidirectional laxity	SH.55.12	SU1
		Multidirectional instability	SH.56.12	SU1
	Superficial tissues/skin	Shoulder contusion	SH.60.24	SH1
		Shoulder laceration	SH.60.25	SKXS
Shoulder abrasion		SH.60.26	SIX	
Non-specific	Scapulothoracic dysfunction	SH.90.42	NZX	

OSIICS, Orchard Sports Injury and Illness Classification System; SMDCS, Sport Medicine Diagnostic Coding System.

supplemental appendix 1). In high-performance tennis, monitoring the response to training and matches is essential to optimise training programmes and mitigate the risk of injury, and the Rate of Perceived Exertion per session can be used as a measure of internal and external load (online supplemental appendix 1).<sup>20 21</sup>

However, specific to tennis, simply measuring exposure in terms of time may be insufficient because time and actual 'workload' do not correlate well. Workload does not equal time played because the game of tennis poses several factors that may make an hour of play more or less demanding for a player. This is especially true for exposure during competition because there is no time limit on the duration of a match. Tennis matches can last less than 30 min (3-set match) to more than 11 hours (5-set match).<sup>22</sup> Therefore, for competition, we recommend registering exposure in time, as well as recording the number of matches, sets, games and/or points played.

We recommend expressing risk as the number of injuries per 1000 hours and per 1000 games played (ie, the games from a match) as this will allow for comparison between sexes and playing surfaces. It may not be feasible to collect such detailed data at the community level of play, and then injuries per 1000 sets or matches may suffice.

Additionally, tennis involves the loading of the upper and lower body, in marked contrast to sports like soccer, running and skating, where loading mainly affects the lower body. Because both the upper and lower limbs are involved, it is crucial to monitor the load on both the upper and the lower body to make meaningful inferences about the actual 'load' and subsequent health outcomes.<sup>23</sup> This monitoring is an enormous challenge in practice, but the future sensor and video technology may well prove beneficial.

For specific research questions (eg, risk factors for calf muscle strains and the influence of serving load on shoulder injuries) it may be useful to collect data on:

- ▶ The total distance covered, running speed, total (sum of) whole-body acceleration and the number of changes of direction.<sup>24-27</sup>
- ▶ The number, velocity and type of strokes (eg, serves, forehands and backhands) (online supplemental appendix 1).<sup>27-29</sup>

The following tools are already available to capture some or all of these data, although with different accessibility, precision, reliability, ease of use and cost:

1. Optical tracking systems, for example, Hawk-Eye or Playsight.<sup>30 31</sup>
2. Global positioning system (GPS) systems, for example, Catapult.<sup>32</sup>
3. Inertial measurement unit (IMU) sensors, for example, Movesense<sup>33</sup> or next-generation IMUs.<sup>34</sup>

To capture the distance covered in wheelchair tennis, we recommend using IMUs, because they are ubiquitous, low-cost, non-invasive, valid and reliable for wheelchair court sports.<sup>35 36</sup>

Because tennis is most commonly played outdoors, the environment changes continuously and the playing surface changes from tournament to tournament. There may be extreme heat in Atlanta, Miami and Australia (on hard courts), whereas it may be cold in Northern Europe (it snowed during the Munich 2016 Association of Tennis Professional (ATP) event on clay).<sup>37</sup> Environmental factors, including court surface (eg, clay, grass, hard courts and synthetic turf), heat and humidity (eg, temperature, heat index and wet bulb globe temperature (WBGT)) and variations in air quality (air pollution, pollen and nitrogen dioxide) are all useful to add context to injury and illness surveillance. This information will help to answer specific research questions

## Consensus statement

**Table 4** Tennis-specific population characteristics to be reported

Mode	Category	Age group	Level <sup>42</sup>
Men's and women's singles	Able-bodied	Junior (18 and under)	Beginner/WTN
Men's and women's doubles	Wheelchair Open	Adult (19–49)	Intermediate/WTN
Mixed doubles	Wheelchair Quad	Seniors (50 and older)	Advanced/WTN Elite/High Performance/WTN

WTN, World Tennis Number

(eg, injury incidence on various playing surfaces, association between heat illness incidence and WBGT, incidence of asthma and air quality index) (online supplemental appendices 2–5).<sup>38–40</sup> Recording of the environmental conditions is vital in wheelchair tennis. Some athletes with disabilities can have impaired thermoregulatory systems that lead to increased susceptibility to heat illness (eg, spinal cord injury with less or no sweating below the level of the lesions).<sup>41</sup>

### STUDY POPULATION CHARACTERISTICS

Tennis is a sport with a wide variety of participants in terms of sex, age, disability and skill level. The amount of money and human resources available for data capture and analysis will vary based on factors including, but not limited to:

- ▶ The level of participation (professional/elite junior/community).
- ▶ The wealth and medical systems of the country in which it is taking place.

Tennis consists of singles and doubles, can be played from youth to seniors and can be played at many levels of expertise, each with a distinct risk for adverse health effects. Table 4 provides the minimum population characteristics to be reported in tennis-specific health monitoring. For the level of play, we recommend using the World Tennis Number as soon as it becomes available.<sup>42</sup> Also, the discrete categories beginner, intermediate, advanced and elite/high performance can be used. However, researchers are encouraged to provide additional demographic information relevant for their studies, such as Women Tennis Association (WTA), ATP or ITF ranking; national, regional or club level; or high school or college athlete.

We recommend collecting the following data at baseline and annually: sex, date of birth, country of residence, level of play, dominant hand, regular playing surface, competition, training volume per week (tennis and strength and conditioning), other sports per week and current injuries.

Additional data (that might be omitted at community level surveillance if resources are limited) include:

- ▶ Starting age at tennis.
- ▶ Height, weight.
- ▶ Single-handed or double-handed backhand.
- ▶ Previous injuries.
- ▶ Number of singles and doubles tournaments per year.
- ▶ Number of singles and doubles matches per year.
- ▶ The highest level of education.

With reference to wheelchair tennis, there are currently seven eligible impairment types. These include impaired muscle power, atetosis, impaired passive range of movement, hypertonia, limb deficiency, ataxia and leg length difference. There are two classes in wheelchair tennis. The 'Open' Class is for athletes with permanent impairment of one or both legs, but with normal arm function. The 'Quad' Class is for athletes with additional

restrictions in the playing arm, limiting the ability to handle the racket or manoeuvre the wheelchair. Both the impairment type and the class should be recorded in injury and illness surveillance to determine risk profiles.

### DATA COLLECTION METHODS

The two governing bodies for professional tennis, the Association of Tennis Professionals (ATP, men) and the WTA (women), currently use electronic in-competition registrations. The ITF (world tennis, wheelchair tennis and beach tennis) has recently started an electronic collection of injury data at the men's and women's world tennis tour. Many national federations have their own athlete health management systems, with more emphasis on out-of-competition data collection. However, because the data collected by these diverse electronic registration systems are not publicly available or compatible, we have developed templates for (1) the collection of baseline information in tennis and wheelchair tennis, (2) injury reporting, (3) illness reporting, and (4) match and training exposure (online supplemental appendices 1–5).

### CONCLUSION

We believe that monitoring the health of tennis athletes in a reliable, valid and scalable way is essential for their welfare, playing longevity and the popularity of the sport. In response to the 2020 IOC-led consensus statement on athlete health monitoring, tennis experts offer sport-specific details on medical data collection and tennis-related analysis. This 2021 guideline updates the 2009 consensus statement on tennis medical conditions.<sup>6</sup> It should contribute to injury and illness reduction in tennis.

#### Author affiliations

<sup>1</sup>Amsterdam Collaboration on Health & Safety in Sports, Department of Public and Occupational Health, Amsterdam Movement Sciences, Amsterdam UMC, Amsterdam, The Netherlands

<sup>2</sup>UCT/MRC Research Unit for Exercise Science and Sports Medicine (ESSM), Department of Human Biology, Faculty of Health Sciences, University of Cape Town, Cape Town, South Africa

<sup>3</sup>School of Physical Education, Faculty of Physical Therapy & Occupational Therapy, Universidade Federal de Minas Gerais, Belo Horizonte, Brazil

<sup>4</sup>Amsterdam Institute of Sport Science, Amsterdam, The Netherlands

<sup>5</sup>Department of Sports Medicine, Norwegian School of Sport Sciences, Oslo Sports Trauma Research Center, Oslo, Norway

<sup>6</sup>Centre for Disease Burden, Norwegian Institute of Public Health, Oslo, Norway

<sup>7</sup>International Tennis Federation, London, UK

<sup>8</sup>Datalys Center for Sports Injury Research and Prevention, Indianapolis, Indiana, USA

<sup>9</sup>Institute of Sport and Exercise Medicine, Division of Orthopaedic Surgery, Department of Surgical Sciences, Faculty of Medicine and Health Sciences, Stellenbosch University, Stellenbosch, South Africa

<sup>10</sup>IOC Research Center, Cape Town, South Africa

<sup>11</sup>KLM Health Services, Schiphol-Oost, The Netherlands

<sup>12</sup>ATP Medical Services, Ponte Vedra Beach, Florida, USA

<sup>13</sup>Barbados Tennis Association Inc, Bridgetown, Barbados

<sup>14</sup>National Collegiate Athletic Association (NCAA), Indianapolis, Indiana, USA

<sup>15</sup>Lawn Tennis Association, London, UK

<sup>16</sup>Tennis Australia, Melbourne, Victoria, Australia

<sup>17</sup>Stockholm Sports Trauma Research Center, Department of Molecular Medicine and Surgery, Karolinska Institutet, Stockholm, Sweden

<sup>18</sup>Women's Tennis Association, St Petersburg, Florida, USA

<sup>19</sup>Tennis Foundation, London, UK

<sup>20</sup>University of Pretoria Faculty of Health Sciences, Pretoria, South Africa

<sup>21</sup>Medical Department, Royal Netherlands Lawn Tennis Association (KNLTB), Amstelveen, The Netherlands

**Twitter** Evert Verhagen @Evertverhagen, Benjamin Clarsen @benclarsen, Wayne Derman @wderman and Babette M Pluim @docpluim

**Acknowledgements** The authors thank Janet Page for her logistical and organisational support during the whole consensus process.



**Contributors** EV and BMP organised and led the consensus process and wrote together with BC initial drafts and subsequent revisions of the manuscript. All other authors have contributed equally in the discussions and have provided feedback manuscript drafts.

**Funding** The International Tennis Federation provided funding for the consensus meeting.

**Competing interests** None declared.

**Patient consent for publication** Not required.

**Provenance and peer review** Not commissioned; externally peer reviewed.

**Data availability statement** There are no data in this work

**Supplemental material** This content has been supplied by the author(s). It has not been vetted by BMJ Publishing Group Limited (BMJ) and may not have been peer-reviewed. Any opinions or recommendations discussed are solely those of the author(s) and are not endorsed by BMJ. BMJ disclaims all liability and responsibility arising from any reliance placed on the content. Where the content includes any translated material, BMJ does not warrant the accuracy and reliability of the translations (including but not limited to local regulations, clinical guidelines, terminology, drug names and drug dosages), and is not responsible for any error and/or omissions arising from translation and adaptation or otherwise.

**Open access** This is an open access article distributed in accordance with the Creative Commons Attribution Non Commercial (CC BY-NC 4.0) license, which permits others to distribute, remix, adapt, build upon this work non-commercially, and license their derivative works on different terms, provided the original work is properly cited, appropriate credit is given, any changes made indicated, and the use is non-commercial. See: <http://creativecommons.org/licenses/by-nc/4.0/>.

#### ORCID iDs

Evert Verhagen <http://orcid.org/0000-0001-9227-8234>

Benjamin Clarsen <http://orcid.org/0000-0003-3713-8938>

Wayne Derman <http://orcid.org/0000-0002-8879-177X>

Brian Hainline <http://orcid.org/0000-0002-0233-2434>

Babette M Pluim <http://orcid.org/0000-0003-0655-8980>

#### REFERENCES

- Bahr R, Clarsen B, Derman W, et al. International Olympic Committee consensus statement: methods for recording and reporting of epidemiological data on injury and illness in sport 2020 (including STROBE extension for sport injury and illness surveillance (STROBE-SIIS)). *Br J Sports Med* 2020;54:372–89.
- International Olympic Committee Injury and Illness Epidemiology Consensus Group, Bahr R, Clarsen B, et al. International Olympic Committee consensus statement: methods for recording and reporting of epidemiological data on injury and illness in sports 2020 (including the STROBE extension for sports injury and illness surveillance (STROBE-SIIS)). *Orthop J Sports Med* 2020;8:2325967120902908.
- Canadian Olympic Committee. How many sports are at Rio 2016? 2020. Available: <https://olympic.ca/2015/08/05/how-many-sports-are-at-rio-2016/> [Accessed 4 Sep 2020].
- Statista. Number of disciplines at the 2018 winter Olympics in PyeongChang, by type, 2020. Available: <https://www.statista.com/statistics/801765/winter-olympics-2018-sports-by-type/> [Accessed 4 Sep 2020].
- Santiago Brito. Olympic sports Tokyo Olympic Games 2021, 2020. Available: <http://olympicgames.at/olympic-sports-tokyo-olympic-games-2021/> [Accessed 4 Sep 2020].
- Pluim BM, Fuller CW, Batt ME, et al. Consensus statement on epidemiological studies of medical conditions in tennis, April 2009. *Br J Sports Med* 2009;43:893–7.
- Orchard JW, Newman D, Stretch R, et al. Methods for injury surveillance in international cricket. *Br J Sports Med* 2005;39:e22.
- Fuller CW, Ekstrand J, Junge A, et al. Consensus statement on injury definitions and data collection procedures in studies of football (soccer) injuries. *Br J Sports Med* 2006;40:193–201.
- Fuller CW, Molloy MG, Bagate C, et al. Consensus statement on injury definitions and data collection procedures for studies of injuries in rugby Union. *Clin J Sport Med* 2007;17:177–81.
- Junge A, Engebretsen L, Alonso JM, et al. Injury surveillance in multi-sport events: the International Olympic Committee approach. *Br J Sports Med* 2008;42:413–21.
- Turner M, Fuller CW, Egan D, et al. European consensus on epidemiological studies of injuries in the thoroughbred horse racing industry. *Br J Sports Med* 2012;46:704–8.
- Mountjoy M, Junge A, Alonso JM, et al. Consensus statement on the methodology of injury and illness surveillance in FINA (aquatic sports). *Br J Sports Med* 2016;50:590–6.
- Orchard JW, Ranson C, Olivier B, et al. International consensus statement on injury surveillance in cricket: a 2016 update. *Br J Sports Med* 2016;50:1245–51.
- Schwellnus M, Kipps C, Roberts WO, et al. Medical encounters (including injury and illness) at mass community-based endurance sports events: an international consensus statement on definitions and methods of data recording and reporting. *Br J Sports Med* 2019;53:1048–55.
- Clarsen B, Bahr R, Myklebust G, et al. Improved reporting of overuse injuries and health problems in sport: an update of the Oslo sport trauma research center questionnaires. *Br J Sports Med* 2020;54:390–6.
- Pluim BM, Loeffen FGJ, Clarsen B, et al. A one-season prospective study of injuries and illness in elite junior tennis. *Scand J Med Sci Sports* 2016;26:564–71.
- Gescheit DT, Cormack SJ, Duffield R, et al. A multi-year injury epidemiology analysis of an elite national junior tennis program. *J Sci Med Sport* 2019;22:11–15.
- Orchard JW, Meeuwisse W, Derman W, et al. Sport medicine diagnostic coding system (SMDCS) and the orchard sports injury and illness classification system (OSIICS): revised 2020 consensus versions. *Br J Sports Med* 2020;54:397–401.
- van Mechelen W. The severity of sports injuries. *Sports Med* 1997;24:176–80.
- Moreno-Pérez V, Prieto J, Del Coso J, et al. Association of acute and chronic workloads with injury risk in high-performance junior tennis players. *Eur J Sport Sci*. In Press 2020:1–9.
- Myers NL, Aguilar KV, Mexicano G, et al. The acute: chronic workload ratio is associated with injury in junior tennis players. *Med Sci Sports Exerc* 2020;52:1196–200.
- Wimbledon 2010: Isner wins the longest match. Available: <https://www.atptour.com/en/news/isner-mahut-wimbledon-2010-longest-match-win>
- Reid M, Cormack SJ, Duffield R, et al. Improving the reporting of tennis injuries: the use of workload data as the denominator? *Br J Sports Med* 2019;53:1041–2.
- Hornery DJ, Farrow D, Mujika I, et al. An integrated physiological and performance profile of professional tennis \* commentary. *Br J Sports Med* 2007;41:531–6.
- Fernandez-Fernandez J, Mendez-Villanueva A, Fernandez-García B, et al. Match activity and physiological responses during a junior female singles tennis tournament. *Br J Sports Med* 2007;41:711–6.
- Cui Y, Gómez Miguel-Ángel, Gonçalves B, et al. Performance profiles of professional female tennis players in grand slams. *PLoS One* 2018;13:e0200591.
- Reid M, Morgan S, Whiteside D. Matchplay characteristics of grand Slam tennis: implications for training and conditioning. *J Sports Sci* 2016;34:1791–8.
- Landlinger J, Stöggli T, Lindinger S, et al. Differences in ball speed and accuracy of tennis groundstrokes between elite and high-performance players. *Eur J Sport Sci* 2012;12:301–8.
- Myers NL, Sciascia AD, Kibler WB, et al. Volume-based interval training program for elite tennis players. *Sports Health* 2016;8:536–40.
- Hawk-Eye Innovations. Hawk-eye in tennis, 2020. Available: <https://www.hawkeyeinnovations.com/sports/tennis/> [Accessed 4 Sep 2020].
- PlaySight Interactive Ltd. Smart sports AI technology for any level and every sport, 2019. Available: <https://www.playsight.com/> [Accessed 4 Sep 2020].
- Catapult. Catapult technology approved for use in competition by the International Tennis Federation, 2020. Available: <https://www.catapultsports.com/blog/catapult-technology-approved-for-use-in-competition-by-the-international-tennis-federation> [Accessed 4 Sep 2020].
- Suunto. Open wearable tech platform, 2020. Available: <https://www.movesense.com/>
- NGIMU. High performance, fully featured IMU for real-time and data logging applications. Available: <https://x-io.co.uk/ngimu/> [Accessed 5 Sep 2020].
- Rietveld T, Vegter RJK, van der Slikke RMA, et al. Wheelchair mobility performance of elite wheelchair tennis players during four field tests: inter-trial reliability and construct validity. *PLoS One* 2019;14:e0217514.
- Shepherd JB, James DA, Espinosa HG, et al. A literature review informing an operational guideline for inertial sensor propulsion measurement in wheelchair Court sports. *Sports* 2018;6:34.
- AccuWeather. Rare snow to coat courts at BMW open tennis tournament in Munich, 2016. Available: <https://www.accuweather.com/en/weather-news/rare-snow-to-coat-courts-at-bmw-open-tennis-tournament-in-munich/369970> [Accessed 4 Sep 2020].
- Pluim BM, Clarsen B, Verhagen E. Injury rates in recreational tennis players do not differ between different playing surfaces. *Br J Sports Med* 2018;52:611–5.
- Smith MT, Reid M, Kovalchik S, et al. Heat stress incident prevalence and tennis matchplay performance at the Australian open. *J Sci Med Sport* 2018;21:467–72.
- Smith MT, Reid M, Kovalchik S, et al. Heat stress incidence and matchplay characteristics in women's grand SLAM tennis. *J Sci Med Sport* 2018;21:666–70.
- Au JS, Kamijo Y-I, Goosey-Tolfrey VL, et al. Comparison between esophageal and intestinal temperature responses to upper-limb exercise in individuals with spinal cord injury. *Spinal Cord* 2019;57:586–93.
- ITF World Tennis Number. ITF world tennis number frequently asked questions. International Tennis Federation, 2020. Available: <https://www.worldtennisnumber.com/en/faq> [Accessed 23 Sep 2020].

## Training and Match Exposure Form

Please find below examples of how to measure training and match exposure in tennis.

- Example 1 represents a rudimentary way of tracking the duration of tennis-related activities.
- Example 2 quantifies the (perceived) intensity, volume and type of tennis-related activities.
- Example 3 offers more granular dissection of the load of on-court tennis activities, where sensor and camera technologies are deployed to quantify the type (and intensity) of each tennis shot or movement.

### Example 1. Basic training and match exposure (time)

Player's reference number: \_\_\_\_\_

Exposure per week (in minutes):

	Monday	Tuesday	Wednesday	Thursday	Friday	Saturday	Sunday	Total mins/week
Matchplay (singles)	-	-	150	-	90	55		295
Matchplay (doubles)	-	-	-	-		105	70	175
Tennis skills & drills	120	120	-	60	60	25	-	385
Strength training	30	-	-	-	40	-	-	70
Conditioning	50	35	-	-	20	-	-	105
Movement/speed/agility	10	-	20	35	-	-	-	65
Body management skills	-	-	50	-	-	30	-	80
Other sports	-	-	60	-	-	-	-	60

**Example 2: Training and match exposure (intensity, time & load)**

Player's reference number: \_\_\_\_\_

		<b>sRPE (1-10)</b>	<b>Duration (minutes)</b>	<b>Load (AU)</b>	<b>Sports code</b>
<b>Day 1</b>	<b>Session 1</b>	4	60	240	3
	<b>Session 2</b>	5	90	450	3
	<b>Session 3</b>	5	60	300	5
<b>Day 2</b>	<b>Session 1</b>	6	90	540	1
	<b>Session 2</b>	4	70	280	2
	<b>Session 3</b>	1	20	20	5
<b>Day 3</b>	<b>Rest</b>				-
<b>Day 4</b>	<b>Session 1</b>	4	90	360	5
	<b>Session 2</b>	3	60	180	7
<b>Day 5</b>	<b>Session 1</b>	3	40	120	3
	<b>Session 2</b>	6	150	900	1
	<b>Session 3</b>	4	60	240	3
	<b>Session 4</b>	7	40	280	5
<b>Day 6</b>	<b>Session 1</b>	6	60	360	6
	<b>Session 2</b>	4	135	540	8
<b>Day 7</b>	<b>Rest</b>				-

AU = Arbitrary Unit; sRPE = session Rate of Perceived Exertion

Sports coding:

- |                           |                               |
|---------------------------|-------------------------------|
| 1. Matchplay (singles)    | 5. Conditioning               |
| 2. Matchplay doubles      | 6. Movement / speed / agility |
| 3. Tennis skills & drills | 7. Body management skills     |
| 4. Strength training      | 8. Other sports               |

**Example 3. Training and match exposure (type of stroke, number & velocity; distance, acceleration & changes of direction)**

Player's reference number: \_\_\_\_\_

		Serves		Forehands		Backhands		Movement		
		Number (n)	Mean velocity (km/hr)	Number (n)	Mean velocity (km/hr)	Number (n)	Mean velocity (km/hr)	Distance (m)	Total acceleration (m.s <sup>-2</sup> )	Changes of direction (n)
Day 1	Session 1	34	153	220	99	151	89	4278	1908	162
	Session 2	66	172	180	95	110	88	2936	1498	165
Day 2	Session 1	26	146	198	93	146	91	3333	1678	84
	Session 2	82	174	232	94	166	87	3454	1819	109
Day 3	Session 1	88	171	159	100	126	90	3724	1860	208
	Session 2									
Day 4	Session 1	46	169	190	101	171	85	3245	1556	74
	Session 2	10	176	246	98	168	85	4319	2078	177
Day 5	Session 1	38	165	112	98	205	91	3338	1752	146
	Session 2	72	160	144	100	108	94	2938	1510	143
Day 6	Session 1	18	164	149	96	94	89	3423	1609	172
	Session 2	22	158	56	95	44	88	2558	914	70
Day 7	Rest									



## Baseline Information

Variables with an asterisk\* may be left out at community level injury surveillance

Date: \_\_\_\_\_ / \_\_\_\_\_ / \_\_\_\_\_ (dd / mm / yy)

Player's reference number: \_\_\_\_\_

Date of birth: \_\_\_\_\_ / \_\_\_\_\_ / \_\_\_\_\_ (dd / mm / yy)

\*Starting age at tennis: \_\_\_\_\_ years

Which of the following best describes your gender?

Female       Male       Other       I prefer not to say

Country of residence: \_\_\_\_\_

\*Height: \_\_\_\_\_ cm      Weight (kg): \_\_\_\_\_ kg

Dominant arm

Right       Left

\*Backhand

Single-handed       Double-handed

\*Forehand

Single-handed       Double-handed

Do you have any current injuries or illnesses

Yes       No

If yes, please complete an injury or illness report form for each health problem

\* Did you have any injuries or illnesses in the past 6 months

Yes       No

If yes, please complete an injury or illness report form for each health problem

Training and match exposure

Please provide an estimated weekly average

Tennis practice per week: \_\_\_\_\_ (hours)

Tennis matches/competition per week: \_\_\_\_\_ (hours)

Strength and conditioning per week: \_\_\_\_\_ (hours)

\*Other sports per week: \_\_\_\_\_ (hours)

\*Number of singles tournaments per year: \_\_\_\_\_

\*Number of doubles tournaments per year: \_\_\_\_\_

\*Number of singles matches per year: \_\_\_\_\_

\*Number of doubles matches per year: \_\_\_\_\_

**Court surface**

Clay court  Hard court  Synthetic turf  Natural grass  Other, please specify: \_\_\_\_\_

**Skill level**

Beginner  Intermediate  Advanced  Elite / High Performance

WTN number singles: \_\_\_\_\_ WTN number doubles: \_\_\_\_\_

## Baseline Information

Variables with an asterisk\* may be left out at community level injury surveillance

Date: \_\_\_\_\_ / \_\_\_\_\_ / \_\_\_\_\_ (dd / mm / yy)

Player's reference number: \_\_\_\_\_

Date of birth: \_\_\_\_\_ / \_\_\_\_\_ / \_\_\_\_\_ (dd / mm / yy)

\*Starting age at tennis: \_\_\_\_\_ years

Which of the following best describes your gender?

Female                       Male                       Other                       I prefer not to say

Country of residence: \_\_\_\_\_

\*Height: \_\_\_\_\_ cm                      Weight: \_\_\_\_\_ kg

Dominant arm

Right                       Left

\*Backhand

Standard                       Reverse ("pronated")

Do you have any current injuries or illnesses?

Yes                       No

If yes, please complete an injury or illness report form for each health problem

\* Did you have any injuries or illnesses in the past 6 months?

Yes                       No

If yes, please complete an injury or illness report form for each health problem

Category

Open Division     Quad Division

Training and match exposure

*Please provide an estimated weekly average*

Tennis practice per week: \_\_\_\_\_ (hours)

Tennis matches/competition per week: \_\_\_\_\_ (hours)

Strength and conditioning per week: \_\_\_\_\_ (hours)

\*Other sports per week: \_\_\_\_\_ (hours)

\*Number of singles tournaments per year: \_\_\_\_\_

\*Number of doubles tournaments per year: \_\_\_\_\_

\*Number of singles matches per year: \_\_\_\_\_

\*Number of doubles matches per year: \_\_\_\_\_

#### Court surface

Clay court  Hard court  Synthetic turf  Natural grass  Other, please specify: \_\_\_\_\_

#### Skill level

Wheelchair Tennis Tour ranking singles: \_\_\_\_\_ Wheelchair Tennis Tour ranking doubles: \_\_\_\_\_

No ranking

#### Impairment

##### Neurological

- Brain Disorder
- Cerebral Palsy
- Other (e.g., Traumatic brain injury, Stroke, MS)
- Spinal Cord Related Disorders
  - Para
  - Tetra

##### Neuromuscular Disorders

- Static (e.g. Post-polio, Peripheral nerve injury)
- Progressive (e.g. Motor neuron disease, Myopathy, Muscular dystrophy)

##### Impaired PROM (e.g. club foot, arthrogyposis)

- Upper Limb
- Lower limb
- All limbs

#### Adaptive equipment

##### Power wheelchair

- For all activities
- For Activities of Daily Living (ADL) only

##### Manual Wheelchair

- For all activities
- For ADL only
- For sport only

Crutches

Walking frame

Stick

##### Musculoskeletal

- Limb Deficiency
- Upper Limb
  - Single
  - Double
  - Above elbow
  - Below elbow
- Lower Limb
  - Single
  - Double
  - Above knee
  - Below knee

##### Leg Length Difference

##### Prosthesis

- Upper limb
  - For all activities
  - For ADL only
  - For sport only
- Lower limb
  - For all activities
  - For ADL only
  - For sport only

## Medical Report Form for Tennis Injuries

**Date of report:** \_\_\_\_ / \_\_\_\_ / \_\_\_\_ (dd/mm/yy)

**Tournament name:** \_\_\_\_\_

**Athlete identification nr:** \_\_\_\_\_ **Date of onset:** \_\_\_\_ / \_\_\_\_ / \_\_\_\_

**Report completed by:**

**Name:** \_\_\_\_\_

**Email:** \_\_\_\_\_ **Phone nr:** \_\_\_\_\_

### Competition or training

- |   |  |  |
|---|--|--|
| <input type="checkbox"/> Tennis match (singles) | <input type="checkbox"/> Tennis practice (skills on court) | <input type="checkbox"/> Non-tennis                |
| <input type="checkbox"/> Tennis match (doubles) | <input type="checkbox"/> Strength & conditioning           | <input type="checkbox"/> Unknown, or not specified |

### Type of injury

- |  |   |  |
|--|---|--|
| <input type="checkbox"/> New injury                      | <input type="checkbox"/> Subsequent recurrent injury<br><i>(same site, same type)</i> | <input type="checkbox"/> Subsequent local injury<br><i>(same site, different type)</i> |
| <input type="checkbox"/> Exacerbation of existing injury |   | <input type="checkbox"/> Unknown, or not specified                                     |

### Mechanism & mode of onset

- |  |   |  |
|--|---|--|
| <input type="checkbox"/> Acute, sudden onset | <input type="checkbox"/> Repetitive, sudden onset | <input type="checkbox"/> Repetitive, gradual onset |
|--|---|--|

### Injured body region

- |   |  |   |
|---|--|---|
| <input type="checkbox"/> <b>Head and Neck</b><br><input type="checkbox"/> head / face<br><input type="checkbox"/> neck / cervical spine<br><input type="checkbox"/> <b>Trunk</b><br><input type="checkbox"/> chest<br><input type="checkbox"/> thoracic spine / upper back<br><input type="checkbox"/> abdomen (incl. organs)<br><input type="checkbox"/> lumbosacral | <input type="checkbox"/> <b>Upper limb</b><br><input type="checkbox"/> shoulder<br><input type="checkbox"/> upper arm<br><input type="checkbox"/> elbow<br><input type="checkbox"/> forearm<br><input type="checkbox"/> wrist<br><input type="checkbox"/> hand | <input type="checkbox"/> <b>Lower limb</b><br><input type="checkbox"/> hip/groin<br><input type="checkbox"/> thigh<br><input type="checkbox"/> knee<br><input type="checkbox"/> lower leg / Achilles tendon<br><input type="checkbox"/> ankle<br><input type="checkbox"/> foot<br><input type="checkbox"/> <b>Unspecified</b> |
|---|--|---|

### Body side

- Left       Right       Both       Not applicable

### Tissue & pathology type

- |   |   |  |
|---|---|--|
| <input type="checkbox"/> <b>Nervous</b><br><input type="checkbox"/> concussion / brain injury<br><input type="checkbox"/> spinal cord injury<br><input type="checkbox"/> <b>Bone</b><br><input type="checkbox"/> fracture<br><input type="checkbox"/> bone stress injury<br><input type="checkbox"/> bone contusion<br><input type="checkbox"/> avascular necrosis<br><input type="checkbox"/> physis injury<br><input type="checkbox"/> <b>Muscle / tendon</b><br><input type="checkbox"/> muscle strain / rupture<br><input type="checkbox"/> muscle contusion<br><input type="checkbox"/> tendinopathy<br><input type="checkbox"/> tendon rupture<br><input type="checkbox"/> compartment syndrome | <input type="checkbox"/> <b>Cartilage / synovium/bursa</b><br><input type="checkbox"/> cartilage injury<br><input type="checkbox"/> arthritis<br><input type="checkbox"/> synovitis/capsulitis<br><input type="checkbox"/> bursitis<br><input type="checkbox"/> chondral pain (e.g., patellofemoral pain syndrome)<br><input type="checkbox"/> <b>Ligament / joint capsule</b><br><input type="checkbox"/> joint sprain / ligament tear<br><input type="checkbox"/> chronic instability<br><input type="checkbox"/> contracture<br><input type="checkbox"/> <b>Superficial tissues/skin</b><br><input type="checkbox"/> contusion/bruise (superficial)<br><input type="checkbox"/> laceration<br><input type="checkbox"/> abrasion<br><input type="checkbox"/> pressure ulcer | <input type="checkbox"/> <b>Stump injury</b><br><input type="checkbox"/> <b>Internal organ trauma</b><br><input type="checkbox"/> <b>Vascular trauma</b><br><input type="checkbox"/> <b>Unknown or not specified</b> |
|---|---|--|

**Diagnosis and diagnosis code:** \_\_\_\_\_  OSTRC  SMDSC  ICD



Provide diagnosis and diagnosis code from the Orchard Sports Injury and Illness Classification System (OSIICS), the Sport Medicine Diagnostic Coding System (SMDSC), or the International Classification of Disease (ICD).

**Time-loss in tennis due to injury**

No  Yes

**Date of full return to normal training and competition:** \_\_\_\_ / \_\_\_\_ / \_\_\_\_ (dd/mm/yy)

**No return to tennis possible:**  permanent disability  fatality  other reason: \_\_\_\_\_

**The Following Fields Are Optional, Depending On The Research Question**

**Court surface**

Clay court  Hard court  Synthetic turf  Natural grass  Other (please specify): \_\_\_\_\_

**Environmental conditions**

**Temperature (°C):** \_\_\_\_\_ **Humidity (%):** \_\_\_\_\_

**Heat index:** \_\_\_\_\_ **WBGT:** \_\_\_\_\_

**Air quality index**

good  unhealthy for sensitive groups  very unhealthy  
 moderate  unhealthy  hazardous

## Medical Report Form for Illnesses

**Date of report:** \_\_\_\_ / \_\_\_\_ / \_\_\_\_ (dd/mm/yy)

**Tournament name:** \_\_\_\_\_

**Athlete identification nr:** \_\_\_\_\_ **Date of onset:** \_\_\_\_ / \_\_\_\_ / \_\_\_\_

**Report completed by:**

**Name:** \_\_\_\_\_

**Email:** \_\_\_\_\_ **Phone nr:** \_\_\_\_\_

### Competition or training

- |   |  |  |
|---|--|--|
| <input type="checkbox"/> Tennis match (singles) | <input type="checkbox"/> Tennis practice (skills on court) | <input type="checkbox"/> Non-tennis                |
| <input type="checkbox"/> Tennis match (doubles) | <input type="checkbox"/> Strength & conditioning           | <input type="checkbox"/> Unknown, or not specified |

### Type of illness

- |   |  |  |
|---|--|--|
| <input type="checkbox"/> New                              | <input type="checkbox"/> Subsequent recurrent illness<br><i>(same organ, same type)</i>  | <input type="checkbox"/> Unknown, or not specified |
| <input type="checkbox"/> Exacerbation of existing illness | <input type="checkbox"/> Subsequent local illness<br><i>(same organ, different type)</i> |  |

### Affected organ system / region

- |   |  |  |
|---|--|--|
| <input type="checkbox"/> Cardiovascular   | <input type="checkbox"/> Haematological            | <input type="checkbox"/> Ophthalmological          |
| <input type="checkbox"/> Dermatological   | <input type="checkbox"/> Musculoskeletal           | <input type="checkbox"/> Otological                |
| <input type="checkbox"/> Dental           | <input type="checkbox"/> Neurological              | <input type="checkbox"/> Psychiatric/psychological |
| <input type="checkbox"/> Endocrinological | <input type="checkbox"/> Autonomic nervous system  | <input type="checkbox"/> Respiratory               |
| <input type="checkbox"/> Gastrointestinal | <input type="checkbox"/> Central nervous system    | <input type="checkbox"/> Thermoregulatory          |
| <input type="checkbox"/> Genitourinary    | <input type="checkbox"/> Peripheral nervous system | <input type="checkbox"/> Unknown, or not specified |

### Body side

- Left       Right       Both       Not applicable

### Aetiology

- |   |  |   |
|---|--|---|
| <input type="checkbox"/> Allergic                         | <input type="checkbox"/> Infectious disease      | <input type="checkbox"/> Degenerative/chronic condition |
| <input type="checkbox"/> Environmental - exercise-related | <input type="checkbox"/> Neoplasm                | <input type="checkbox"/> Developmental anomaly          |
| <input type="checkbox"/> Environmental - non-exercise     | <input type="checkbox"/> Metabolic / nutritional | <input type="checkbox"/> Drug-related/poisoning         |
| <input type="checkbox"/> Immunological/inflammatory       | <input type="checkbox"/> Vascular                | <input type="checkbox"/> Unknown, or not specified      |

**Diagnosis and diagnosis code:** \_\_\_\_\_  OSTRC  SMDSC  ICD

*Provide diagnosis and diagnosis code from the Orchard Sports Injury and Illness Classification System (OSIICS), the Sport Medicine Diagnostic Coding System (SMDSC), or the International Classification of Disease (ICD).*

**Time-loss in tennis due to illness** No  Yes**Date of full return to normal training and competition:** \_\_\_\_ / \_\_\_\_ / \_\_\_\_ (dd/mm/yy)**No return to tennis possible:**  fatality  permanent disability  other reason: \_\_\_\_\_**The Following Fields Are Optional, Depending On The Research Question****Court surface** Clay court  Hard court  Synthetic turf  Natural grass  Other (please specify): \_\_\_\_\_**Environmental conditions****Temperature (°C):** \_\_\_\_\_ **Humidity (%):** \_\_\_\_\_**Heat index:** \_\_\_\_\_ **WBGT:** \_\_\_\_\_**Air quality index** good  unhealthy for sensitive groups  very unhealthy  
 moderate  unhealthy  hazardous