


Effectiveness of the *Activate* injury prevention exercise programme to prevent injury in schoolboy rugby union

Craig Barden ^{1,2}, Matthew V Hancock,¹ Keith A Stokes ^{1,3}, Simon P Roberts,¹ Carly D McKay^{1,4}

► Additional supplemental material is published online only. To view, please visit the journal online (<http://dx.doi.org/10.1136/bjsports-2021-105170>).

¹Department for Health, University of Bath, Bath, UK
²School of Sport and Exercise, University of Gloucestershire, Gloucester, UK
³Rugby Football Union, Twickenham, UK
⁴Centre for Motivation and Health Behaviour Change, University of Bath, Bath, UK

Correspondence to

Craig Barden, Department for Health, University of Bath, Bath BA2 7AY, UK; cb2171@bath.ac.uk

Accepted 24 March 2022
 Published Online First 6 April 2022

ABSTRACT

Objective The efficacious *Activate* injury prevention exercise programme has been shown to prevent injuries in English schoolboy rugby union. There is now a need to assess the implementation and effectiveness of *Activate* in the applied setting.

Methods This quasi-experimental study used a 24-hour time-loss injury definition to calculate incidence (/1000 hours) and burden (days lost/1000 hours) for individuals whose teams adopted *Activate* (used *Activate* during season) versus non-adopters. The dose-response relationship of varying levels of *Activate* adherence (median *Activate* sessions per week) was also assessed. Player-level rugby exposure, sessional *Activate* adoption and injury reports were recorded by school gatekeepers. Rate ratios (RR), adjusted by cluster (team), were calculated using backwards stepwise Poisson regression to compare rates between adoption and adherence groups.

Results Individuals in teams adopting *Activate* had a 23% lower match injury incidence (RR 0.77, 95% CI 0.55 to 1.07), 59% lower training injury incidence (RR 0.41, 95% CI 0.17 to 0.97) and 26% lower match injury burden (95% CI 0.46 to 1.20) than individuals on non-adopting teams. Individuals with high *Activate* adherence (≥ 3 sessions per week) had a 67% lower training injury incidence (RR 0.33, 95% CI 0.12 to 0.91) and a 32% lower match injury incidence (RR 0.68, 95% CI 0.50 to 0.92) than individuals with low adherence (< 1 session per week). While 65% of teams adopted *Activate* during the season, only one team used *Activate* three times per week, using whole phases and programme progressions.

Conclusion *Activate* is effective at preventing injury in English schoolboy rugby. Attention should focus on factors influencing programme uptake and implementation, ensuring *Activate* can have maximal benefit.

INTRODUCTION

Rugby Union (henceforth rugby) is a contact sport played in English schools by over 500 000 young people weekly.¹ Rugby has come under scrutiny at all levels of the game due to the reported injury risk²⁻⁴ and the consequences such injuries may have on player health.^{5,6} The Rugby Football Union (RFU; governing body for English Rugby Union) has been promoting the *Activate* injury prevention exercise programme to reduce injury risk in youth rugby. *Activate* is a 15–20 min warm-up programme, designed to be completed prior to

training and matches, with progressive, age-specific programmes.⁷

Activate efficacy was assessed in a 2015 randomised controlled trial of 31 independent schools (83 teams across under-15/16/18 age groups) in England over a 4-month season.⁷ Intention-to-treat analysis found an unclear effect of using *Activate* on overall match injury incidence (rate ratio (RR)=0.85) but lower upper-limb injury (RR=0.66) and concussion (RR=0.71) incidence. Per-protocol analyses (≥ 3 times per week) found teams using *Activate* had 72% fewer overall match injuries (RR=0.28), 72% fewer contact injuries (RR=0.28), and 59% fewer concussions (RR=0.41) compared with teams in the control group.⁷ However, only 16% of teams managed to complete *Activate* thrice weekly. This is concerning, as adherence rates in applied settings are likely to be lower given the contextual barriers in successfully implementing sports injury prevention programmes.⁸ This may partly explain why injury rates have not dramatically reduced in various sports settings despite considerable efforts in the injury prevention field to make sport safer.^{9,10}

Neuromuscular training programmes appear to have a dose-response relationship with injury rates, with three sessions per week providing the greatest preventative effect.¹¹ This evidence is supported by findings of the *Activate* efficacy study, where teams with high compliance (≥ 3 times per week) had significantly lower match injury incidence vs those with low compliance (0–2 times per week; RR=0.61).⁷ There is evidence that neuromuscular training programmes provide a preventative effect when completed once or twice per week.^{11,12} In the *Activate* efficacy trial, teams with these levels of compliance were clustered with those with zero compliance, and the preventative effect of one-two sessions per week was not assessed.⁷ A recent survey of English schoolboy rugby coaches reported that adopting teams used *Activate* twice per week.¹³ Therefore, evaluating the effect of varying levels of weekly dosage would empower end-users to make an informed decision regarding their *Activate* adherence.

The primary objective of this study was to assess the effectiveness of *Activate* to lower match and training injury rates (incidence and burden) in schoolboy rugby union (under-12 to under-19). The secondary objective was to examine the dose-response relationship between weekly *Activate* adherence and injury incidence.



© Author(s) (or their employer(s)) 2022. No commercial re-use. See rights and permissions. Published by BMJ.

To cite: Barden C, Hancock MV, Stokes KA, et al. *Br J Sports Med* 2022;**56**:812–817.

METHODS

Recruitment and participants

Schoolboy rugby teams (under 12 to under 19) were invited to join the study through an email sent to their Head Coach or Director of Rugby/Sport in June–August 2019. School names were taken from the RFU competitions website, with contact email addresses sought online.

Participants, players from school teams who had agreed to participate in the project, completed an electronic assent form (<http://www.onlinesurveys.ac.uk>), with parental consent for those under the age of 18 years old.

Activate

Activate is a warm-up exercise programme designed to be used three times per week prior to rugby training and matches. There are three age-specific programmes (under-15/16/18) incorporating balance, resistance and plyometric exercises, each containing four phases to be progressed throughout the season (every 4–8 weeks).¹⁴ *Activate* was disseminated by the RFU in 2017 following the publication of the efficacy study.⁷ Coaches could access resources freely through the RFU website and attend regional workshops delivered by RFU community rugby coaches, who received specific *Activate* training.¹⁵ In 2018, all resources became available open access and workshops were replaced by a ‘workshop on demand’ system. These implementation and dissemination strategies, including the workshops, were conducted by the RFU external to this study.

Data collection

Gatekeepers (generally the head coach) were provided with a bespoke excel worksheet to collect their teams’ rugby attendance, rugby exposure (minutes), injury data and *Activate* use throughout the season (July–September 2019 to December 2019–April 2020 depending on school and competitions). Operationalised definitions are presented in table 1.

Player-level data were collected, allowing direct analysis between individual exposure and injury risk.¹⁶ Team training duration for each session was matched with session attendance registers, where gatekeepers recorded which players participated

in each session, to record player training exposure. Individual match exposure was calculated by dividing overall player minutes (players on the pitch x match duration) and divided by the number of players marked as present.

Activate adoption was self-reported by the gatekeeper for every training session and match (dichotomous: ‘yes/no’). Adopting teams recorded which exercises were used for each session, with no minimum threshold to determine whether a team used the programme. No information regarding exercise parameters (sets and reps) or exercise fidelity (performing exercises competently) was recorded. Median weekly *Activate* adherence was calculated by cross-referencing attendance registers and the team’s *Activate* use for that session. Participants were not instructed whether to use *Activate*. Instead, this type 1 effectiveness-implementation study¹⁷ observed end-users voluntarily using *Activate* (ie, no implementation strategy was involved in the study). No training was provided to participants outside of the RFU resources available to all coaches nationwide.

The injury report form detailed: player name, injury date, return to full participation (deemed so by the gatekeeper), training/match, mechanism, body location, injury type. Specific injury diagnoses were not recorded except for suspected concussions where, as per RFU policy,¹⁸ any player suspected of sustaining a concussion must be removed from play and stood down for a minimum time prior to returning to play after clearance by a medical professional. Prepopulated categories for injury mechanism, location and type, were used on the worksheet to ensure consistency of data collection.¹⁹

Missing attendance registers were imputed using a last observation carried forward method (408 missing registers/25 318 exposures=2%).²⁰ No individuals had more than 10% of their attendance registers missing and thus all records were retained for analysis. Exposure for injured individuals participating in training prior to their recorded return to play date were not included in the analysis until after they were cleared to return. This was to create consistency as those injured might be training but were likely imposed with training restrictions prior to returning to play. If an individual was injured but the severity was unknown (due to the season ending (n=19) or missing data (n=1)) they were not included in any subsequent analysis after the injury date. Sessions missed due to injury were not included when calculating adherence.

Analysis

Analysis was completed using Microsoft Excel (V.16.0) and Stata (V.16.0). For the primary research question, individuals were grouped by their team’s *Activate* adoption or non-adoption. For the secondary research question, individuals were grouped by their median weekly *Activate* adherence throughout the season (low= <1 session per week, medium= 1 to <3 sessions, high= ≥3 sessions). The low adherence group included all individuals from teams in the non-adoption group with zero *Activate* adherence, plus those from the adoption group with low adherence.

Injury incidence (injuries/1000 player-hours) and injury burden (days lost/1000 player-hours), presented with 95% CIs, were estimated for each group using backwards stepwise Poisson regression, adjusted for cluster (team). Predictor variables included *Activate* adoption/adherence and playing age group. Incidence and burden RRs were calculated using the same method, with the non-adoption group the referent for the primary research question and the group with lower adherence

Table 1 Operationalised study definitions

Terminology	Operationalised definition
Injury	Any injury resulting in the individual being unable to take part in full rugby activities for >24 hours from midnight after the day the injury occurred ^{19 37}
Injury severity	Days lost starting from the day after they were unable to participate to when they were fully available for training or match play ³⁸
Injury incidence	Injuries per 1000 player-hours of rugby (training or match) exposure ¹⁹
Injury burden	Injury incidence × injury severity=days lost per 1000 player-hours of rugby (training or match) exposure ³⁸
Adoption	<i>Activate</i> used in a team rugby session at least once during the study period (self-reported ‘yes/no’ by the gatekeeper)
Non-adoption	<i>Activate</i> was not used in a team rugby session at all during the study period (self-reported ‘yes/no’ by the gatekeeper)
Adherence	Individual median no. of <i>Activate</i> sessions completed per week
Cumulative utilisation	Percentage of team rugby sessions <i>Activate</i> was used at ²⁶
Utilisation frequency	Mean no. of team <i>Activate</i> sessions per week ²⁶
Utilisation fidelity	Mean no. of <i>Activate</i> exercises used per team session ²⁶

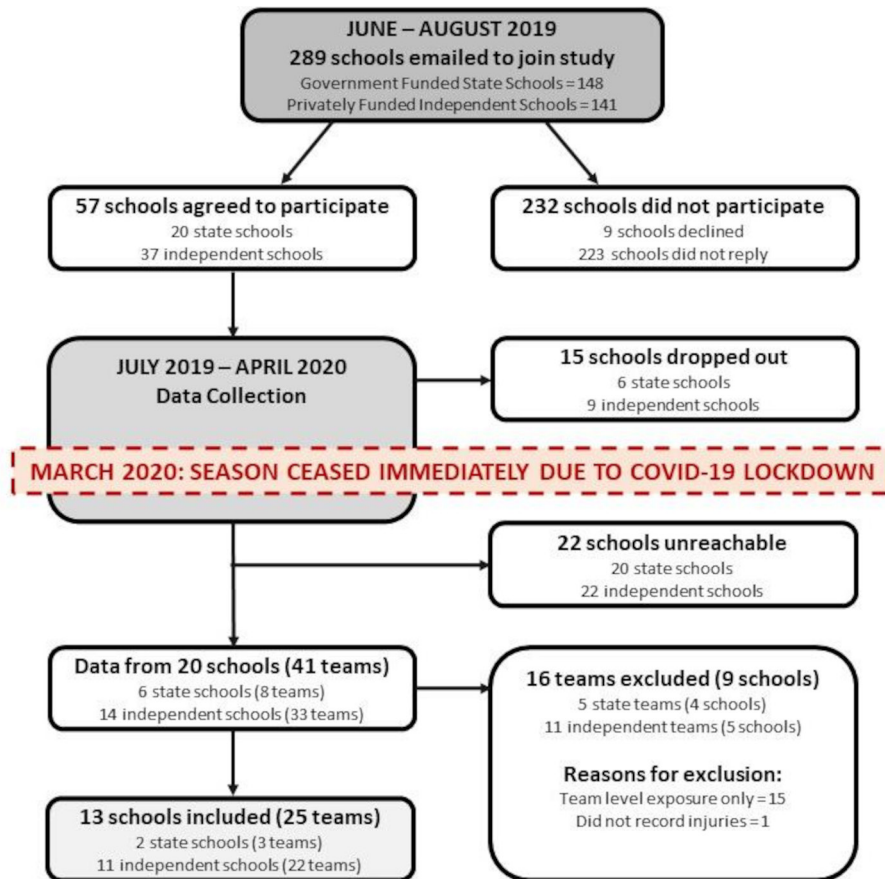


Figure 1 Flow diagram highlighting the recruitment process, study participation and the impact of COVID-19 on retention.

the referent for the secondary research question. Statistical significance was set at $p < 0.05$.

Sample size

A sample size calculation was performed for the primary research question, using a significance level of 0.05 and power of 80%.²¹ Injury incidence (34.3/1000 hours), mean cluster (team) size ($n=24$ players) and individual rugby exposure (9 hours) were based on previous data collected from the same playing cohort.²² A 40% lower injury incidence was estimated from a meta-analysis investigating neuromuscular training programmes and injury risk.¹¹ As such, the number of teams required per arm was 14. Anticipating each school would have two teams, the study required nine schools per arm. Using a conservative estimated drop-out rate of 60%, 22 schools were needed.

RESULTS

In total, 289 schools were emailed to join the study (figure 1). Fifty-seven schools agreed to participate, with 15 dropping out during the data collection phase and a further 22 schools not providing data at the end of the season (likely due to COVID-19). Data were received from 20 schools (41 teams), with 7 schools (16 teams) subsequently excluded due to providing incomplete datasets, predominately a failure to record individual exposure (online supplemental file 1). Consequently, 13 schools (25 teams, 659 players) were included in the study.

COVID-19

The school rugby season was affected by COVID-19 in March 2020, when the season was abruptly terminated due to a

lockdown. Most schools that finished playing in December 2019 had already provided their datasets; however, after this point many gatekeepers were unreachable and did not provide data, being classified as study drop-outs.

Activate implementation

Of the 25 teams included in the study, 16 adopted *Activate* during the season. Of these 16 teams, 2 did not record which exercises they used for each session and are excluded from this implementation section. Cumulative utilisation was 98%, with thirteen teams using *Activate* at all sessions and one team using *Activate* at 70% of sessions. Adopting teams had a mean utilisation frequency of 3.2 *Activate* sessions per week (range 2.1–4.0) and a utilisation fidelity of 9.8 *Activate* exercises per session (range 4–15). Only four teams used *Activate* phases in their entirety, with the remaining using exercises from various phases. Half of the teams progressed the programme throughout the season, but only two used exercises from phases 3 or 4. Only one team implemented *Activate* three times per week, using each phase in its entirety, while progressing the phases throughout the season.

Activate adoption

Individuals from teams adopting *Activate* ($n=16$) amassed 16 853 player-hours, sustaining 84 injuries (table 2). Individuals from non-adopting teams ($n=9$) recorded 7828 player-hours and 58 injuries. Individuals in teams adopting *Activate* had a 23% lower match injury incidence (figure 2) and 59% lower training injury incidence compared with non-adopting teams ($p < 0.05$). Match injury burden was 26% lower in the adopting group. Descriptive

Table 2 Descriptive statistics by *Activate* adoption

Outcome measure		<i>Activate</i> adoption	
		Yes	No
Participating	Schools	10	3
	Teams	16	9
Team age group		–	–
Under 12–14		2	3
Under 15–16		5	2
Under 17–19		9	4
Players		412	247
Mean age (years±SD)		15.9 (±1.6)	15.0 (±2.0)
Total exposure (hour)	Training	13 737	6304
	Match	3116	1524
Mean sessions per season (n)	Training	25	18
	Match	9	8
Median rugby sessions per week	Overall	3	2
Mean session attendance (%; range)	Overall	86% (10%–100%)	80% (13%–100%)
	Overall	3	0
Injuries (n)	Training	10	11
	Match	74	47
Median sessions to first injury (n; range)	Overall	15 (1–82)	10 (1–46)
Injury incidence Injuries per/1000 hours* (95% CI)	Training	0.7 (0.2 to 1.3)	1.8 (1.0 to 2.5)
	Match	23.3 (17.9 to 28.7)	30.9 (24.2 to 37.5)
Injury severity Days lost (95% CI)	Training	50 (27 to 93)	27 (15 to 49)
	Match	32 (25 to 40)	31 (23 to 41)
Injury burden Days lost/1000 hours* (95% CI)	Training	28 (3 to 52)	25 (11 to 59)
	Match	660 (412 to 901)	887 (600 to 1173)

*Rate adjusted for playing age group and cluster (team).

information relating to injury types and mechanisms is presented in online supplemental file 2.

Activate adherence

Individuals with high *Activate* adherence (≥ 3 sessions per week) had a 67% lower training injury incidence ($p < 0.05$; figure 3) and 32% lower match injury incidence ($p < 0.05$) than individuals

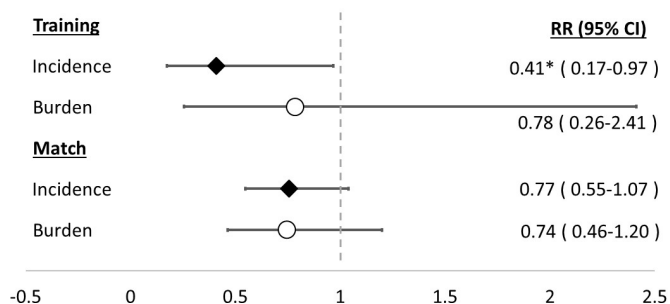


Figure 2 Incidence and burden rate ratios (RRs) (adjusted for playing age group and cluster (team)) by *Activate* adoption group. RR<1 favours the adoption group. * $p < 0.05$.

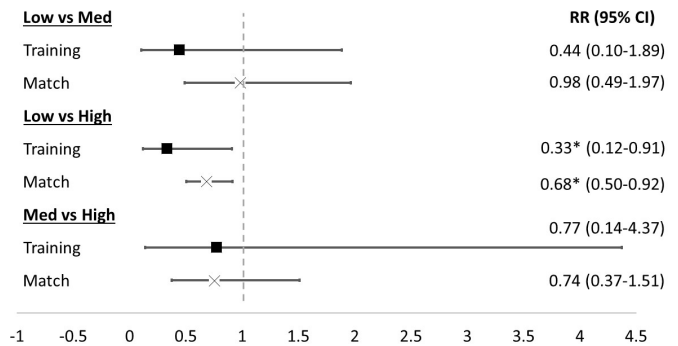


Figure 3 Training and match incidence rate ratios (RRs) (adjusted for playing age group and cluster (team)) per *Activate* adherence level. RR<1 favours the group with greater adherence. * $p < 0.05$

with low adherence (< 1 session per week). Descriptive statistics by adherence groups is presented in table 3.

DISCUSSION

This is the first study to investigate the effectiveness of the *Activate* injury prevention exercise programme to prevent injuries in schoolboy rugby union. Individuals playing for teams adopting *Activate* had a lower match and training injury incidence when compared with those not using *Activate*. Individuals with high weekly *Activate* adherence (≥ 3 *Activate* sessions per week) had a lower match and training injury incidence than those with low adherence (< 1 *Activate* session per week). *Activate* appears effective at lowering injury risk in schoolboy rugby union, with maximum benefit when completing the programme three times per week.

Activate implementation

Two-thirds of teams adopted *Activate* during the season, which is positive as more established sports injury prevention programmes have been hampered by poor programme uptake.^{23–25} Adopting teams reported high cumulative utilisation (adopting *Activate* at 98% of sessions) and utilisation frequency (mean 3.2 *Activate* sessions per week). This level of implementation is surprising, as coaches from a similar cohort reporting only using *Activate* twice per week.¹³ Utilisation fidelity varied (mean 9.8 exercises per session), with some teams only using four exercises per session and only two teams using whole phases. Most teams modified the programme content, which is commonplace in the sports injury prevention literature.^{26–28} Modifications to the programme and its delivery may be necessary to ensure *Activate* can be successfully used in a school context, where time, expertise and facilities are known barriers to implementation.^{13 29 30} However, the extent to which programmes can be modified before losing their preventative effect is unknown and an area for future research.

Activate adoption

Significantly different training injury incidence was found when comparing individuals by their team's *Activate* adoption. Furthermore, the RR point estimates for match incidence and burden are clinically relevant, advocating *Activate* use in the applied setting. There is strong evidence that neuromuscular training programmes provide preventative effects in a variety of youth sports,^{11 31} including rugby.^{7 32} However, programmes are often evaluated in randomised controlled trials³³ and this study is one of the first studies to assess the effectiveness of a neuromuscular training programme after efficacy has been established. This is

Table 3 Descriptive statistics by median Weekly *Activate* adherence group

Outcome measures		Median weekly <i>activate</i> Adherence		
		Low (<1)	Medium (1-<3)	High (≥3)
Participants	n	256	115	288
	Mean Age (Years,±SD)	15.1 (±2.0)	16.1 (±1.4)	15.6 (±2.0)
Total exposure (h)	Training	6350	2727	10964
	Match	1535	704	2401
Mean sessions completed over season (n)	Training	17	16	29
	Match	7	7	10
Median weekly rugby sessions (n)	Overall	2	2	3
Mean session attendance (% range)	Overall	78% (10%–100%)	73% (33%–100%)	94% (68%–100%)
Median weekly <i>Activate</i> Adherence	Overall	0	2	3
Injuries (n)	Training	11	3	7
	Match	47	19	55
Median rugby sessions to first injury (n, range)	Overall	10 (1–46)	8 (1–17)	16 (3–82)
Injury incidence: Injuries per/1000 hours* (95% CI)	Training	1.9 (1.1 to 2.7)	0.8 (0.4 to 2.0)	0.6 (0.0 to 1.2)
	Match	31.3 (24.7 to 37.9)	28.8 (9.5 to 48.1)	21.7 (16.8 to 26.6)
Injury severity: Days lost (95% CI)	Training	27 (15 to 49)	66 (21 to 205)	40 (19 to 84)
	Match	31 (23 to 41)	37 (24 to 58)	30 (23 to 39)
Injury burden: Days lost/1000 hours* (95% CI)	Training	17 (5 to 29)	23 (0 to 65)	8 (1 to 15)
	Match	909 (600 to 1173)	991 (67 to 1915)	569 (384 to 754)

*Rate adjusted for playing age group and cluster (team).

important, as efficacious intervention are not guaranteed to be effective in an applied environment, due to contextual barriers which are not present in controlled studies.⁸ While there is a need to assess *Activate* effectiveness in other populations, especially as the programme has been disseminated worldwide, focus on English schoolboy rugby should be on improving *Activate* implementation to ensure the programme can provide maximum benefit nationwide.

Activate adherence

Individuals adopting *Activate* had a median weekly adherence of three sessions per week, which is an improvement over the 16% of teams in the original efficacy study that managed to maintain this level of exposure.⁷ The results confirm a dose–response relationship between adherence and injury incidence, with significantly lower training and match injury incidence found in the high adherence group compared with the low adherence group. This is consistent with a meta-analysis of neuromuscular training programmes that showed maximum benefit is achieved with three sessions per week (RR 0.40, 95% CI 0.31 to 0.53), and smaller preventative effects when completed twice per week (RR 0.50, 95% CI 0.29 to 0.86).¹¹ Using *Activate* thrice weekly is strongly advocated to have maximum effect, but if that cannot be achieved, end-users are encouraged to use *Activate* once to twice per week to reduce injury risk. Completing *Activate* outside of a rugby environment and away from the pitch may increase *Activate* exposure. A recent study investigating the 11+ found removing strengthening exercises from the warm-up and using them postsession improved adherence without negating preventative effects.³⁴ A similar approach for *Activate* would reduce the time needed to complete a warm-up, overcoming a commonly reported barrier from rugby coaches.¹³ However, if exercises have an acute preactivation effect, they may need to be completed immediately prior to rugby exposure. The mechanistic effect of *Activate* has not been evaluated and this should be investigated prior to advocating this approach.

Limitations

To mitigate selection bias, the extensive recruitment database included all schools playing in RFU competitions and others for which contact details could be found. In an attempt to improve the representativeness of the study, in comparison to the efficacy study,⁷ which only included under-15 to 18-year-old independent schoolboy rugby teams, government funded state schools were invited and the age range was increased (under-12 to under-19). Despite more state schools than independent schools being invited, a larger number of the latter participated in the study, likely reflective of being better resourced to dedicate time to the study and record the required information. This limits the generalisability of these results in this context. Furthermore, it is unclear whether these results are generalisable to a schoolgirl rugby population, where the aetiology and pathology of injury is largely unknown but likely different from schoolboy rugby players.

The number of schools recruited in preseason (n=57) exceeded the required amount based on the sample size calculation (n=44). This study was a substudy of a longitudinal injury surveillance project,²² which used team-level exposure, and 15 teams were excluded as they did not record individual-level exposure required for this study. The season ended abruptly in March 2020 due to COVID-19 and 22 participating schools were unreachable after this point. The study is, therefore, likely underpowered and there is a risk of type II error when comparing results between groups.

Activate adoption and adherence was self-reported by gatekeepers. This information was not verified as it was not permitted to attend school sites to observe sessions. To mitigate reporting bias, *Activate* was not used in any recruitment correspondence and the aims of the study were not advertised to participants, instead focusing on the injury surveillance aim of the wider project. However, reporting bias and recall bias might explain the higher than anticipated levels of adherence and cumulative utilisation in comparison to similar studies.^{13 26}

Warm-up strategies employed by non-adopting teams was not investigated as it was not deemed feasible to ask coaches to record their individual warm-up strategies. School rugby coaches have demonstrated knowledge that a rugby-specific warm-up, and certain components such as balance and strength, can lower rugby injury risk.^{13 35} If non-adopting coaches possess this knowledge and used similar exercises to those contained within the *Activate* programme, it may have diminished any difference between the groups.

Various confounders may influence an individual's injury risk, including previous injury, playing position, playing experience and physical characteristics.³⁶ A preseason survey was developed to capture this information to allow the results to be adjusted for covariates. Unfortunately, the age of the participants meant it was not possible to contact them directly and surveys were sent to their gatekeepers to pass on. The response level was inadequate, and the limited returned information was insufficient for analysis. In this population, playing age group is likely related to many of these confounders. For example, older players will likely have a greater playing experience, injury history, and have more mature physical attributes in comparison to younger players. Playing age group was accounted for, partially mitigating the omission of these collinear variables, but their independent effects could not be assessed. Training load may also be a confounder for injury risk, although this has not previously been explored in a youth rugby population. In this study, those adopting *Activate* had a greater training exposure than non-adopters. It is unclear whether this is due to fewer injuries resulting in greater training exposure, or possibly greater training exposure resulting in a protective effect for injury.

CONCLUSION

Individuals adopting *Activate* had a significantly lower training injury incidence than non-adopters, with point estimates suggesting lower match incidence and burden. Participants completing *Activate* three times per week had significantly lower training and match incidence compared with those with low (<1 session) weekly adherence. Two-thirds of teams adopted *Activate*, with most completing *Activate* three times per week. However, *Activate* was often not implemented as intended, with teams not using whole phases

or failing to progress the programme. Engaging end-users to explore barriers to *Activate* use is integral to understanding how implementation can be maximised and schoolboy rugby made safer.

Twitter Craig Barden @cigney, Keith A Stokes @drkeithstokes, Simon P Roberts @drsimonroberts and Carly D McKay @Dr_CMckay

Acknowledgements The authors would like to thank all the schools, coaches and players who participated in this study.

Contributors CB, CDM and KAS devised the initial concept of the study, with MVH and SPR providing advice and guidance. CB and MVH completed all the data collection and data cleaning. CB analysed all the data. CB wrote all manuscript drafts, with critical appraisal from CDM and KAS. All authors approved the final version of the manuscript ready for submission. CB is listed as the guarantor for the study.

Funding CB completed this study as part of his PhD, which is funded by the Rugby Football Union.

Competing interests KAS is the medical research lead for the Rugby Football Union.

Patient and public involvement Patients and/or the public were not involved in the design, or conduct, or reporting, or dissemination plans of this research.

Patient consent for publication Not applicable.

Ethics approval The study had ethical approval from the Research Ethics Approval Committee for Health at the University of Bath (EP 17/18 167).

Provenance and peer review Not commissioned; externally peer reviewed.

Data availability statement No data are available. All publicly available data are available in the manuscript or online supplemental files. It is not possible to share further information, individual injury and exposure data, due to its confidential nature and the age of the participants.

Supplemental material This content has been supplied by the author(s). It has not been vetted by BMJ Publishing Group Limited (BMJ) and may not have been peer-reviewed. Any opinions or recommendations discussed are solely those of the author(s) and are not endorsed by BMJ. BMJ disclaims all liability and responsibility arising from any reliance placed on the content. Where the content includes any translated material, BMJ does not warrant the accuracy and reliability of the translations (including but not limited to local regulations, clinical guidelines, terminology, drug names and drug dosages), and is not responsible for any error and/or omissions arising from translation and adaptation or otherwise.

ORCID iDs

Craig Barden <http://orcid.org/0000-0001-5504-2548>

Keith A Stokes <http://orcid.org/0000-0002-5049-2838>

REFERENCES

- 1 Sport England. Single Years - Active Lives Children and Young People Survey Academic Year 18/19, 2021. Available: <https://activelives.sportengland.org/Result?queryId=47475> [Accessed Jan 2022].
- 2 Tucker R, Raftery M, Verhagen E. Injury risk and a tackle ban in youth rugby Union: reviewing the evidence and searching for targeted, effective interventions. A critical review. *Br J Sports Med* 2016;50:921–5.
- 3 Pollock AM, White AJ, Kirkwood G. Evidence in support of the call to ban the tackle and harmful contact in school rugby: a response to world rugby. *Br J Sports Med* 2017;51:1113–7.
- 4 West SW, Starling L, Kemp S, *et al.* Trends in match injury risk in professional male rugby Union: a 16-season review of 10 851 match injuries in the English Premiership (2002–2019): the professional rugby injury surveillance project. *Br J Sports Med* 2021;55:676–82.
- 5 Hind K, Konerth N, Entwistle I, *et al.* Cumulative sport-related injuries and longer term impact in retired male Elite- and Amateur-Level rugby code athletes and non-contact athletes: a retrospective study. *Sports Med* 2020;50:2051–61.
- 6 Davies MAM, D Judge A, Delmestri A, *et al.* Health amongst former rugby union players: a cross-sectional study of morbidity and health-related quality of life. *Sci Rep* 2017;7:11786.
- 7 Hislop MD, Stokes KA, Williams S, *et al.* Reducing musculoskeletal injury and concussion risk in schoolboy rugby players with a pre-activity movement control exercise programme: a cluster randomised controlled trial. *Br J Sports Med* 2017;51:1140–6.
- 8 Hanson DW, Finch CF, Allegante JP, *et al.* Closing the gap between injury prevention research and community safety promotion practice: revisiting the public health model. *Public Health Rep* 2012;127:147–55.

Key messages

What is already known?

⇒ A randomised controlled trial found *Activate* to be efficacious in reducing injury risk in schoolboy rugby union.

What this study adds?

⇒ *Activate* is effective at lowering youth rugby injury risk in the applied setting.
 ⇒ Individuals with high *Activate* adherence (3+times per week) had significantly lower training and match injury incidence than those with low adherence (<1 time per week).

How might this research affect research, practice or policy?

⇒ Providing knowledge of *Activate* effectiveness can be used to promote greater adoption and adherence among end-users.
 ⇒ Establishing *Activate* effectiveness means research should now focus on maximising implementation.

- 9 Ekstrand J, Waldén M, Hägglund M. Hamstring injuries have increased by 4% annually in men's professional football, since 2001: a 13-year longitudinal analysis of the UEFA Elite Club injury study. *Br J Sports Med* 2016;50:731–7.
- 10 Beck NA, Lawrence JTR, Nordin JD, et al. Acl tears in school-aged children and adolescents over 20 years. *Pediatrics* 2017;139.
- 11 Steib S, Rahlf AL, Pfeifer K, et al. Dose-Response relationship of neuromuscular training for injury prevention in youth athletes: a meta-analysis. *Front Physiol* 2017;8:920.
- 12 Sugimoto D, Myer GD, Bush HM, et al. Compliance with neuromuscular training and anterior cruciate ligament injury risk reduction in female athletes: a meta-analysis. *J Athl Train* 2012;47:714–23.
- 13 Barden C, Stokes KA, McKay CD. Implementation of the Activate injury prevention exercise programme in English schoolboy rugby union. *BMJ Open Sport Exerc Med* 2021;7:e001018.
- 14 Hislop MD, Stokes KA, Williams S, et al. The efficacy of a movement control exercise programme to reduce injuries in youth rugby: a cluster randomised controlled trial. *BMJ Open Sport Exerc Med* 2016;2:e000043.
- 15 Barden C, Stokes KA, McKay CD. Utilising a Behaviour Change Model to Improve Implementation of the Activate Injury Prevention Exercise Programme in Schoolboy Rugby Union. *Int J Environ Res Public Health* 2021;18. doi:10.3390/ijerph18115681. [Epub ahead of print: 26 05 2021].
- 16 Haneuse S, Bartell S. Designs for the combination of group- and individual-level data. *Epidemiology* 2011;22:382–9.
- 17 Curran GM, Bauer M, Mittman B, et al. Effectiveness-implementation hybrid designs: combining elements of clinical effectiveness and implementation research to enhance public health impact. *Med Care* 2012;50:217–26.
- 18 England Rugby. Headcase - Extended Guidelines, 2021. Available: <https://www.englandrugby.com/dxdam/fc/fc36ddd4-fa06-413e-865a-3fb1d7c15926/HEADCASE%20EXTENDED.pdf> [Accessed Jan 2022].
- 19 Fuller CW, Molloy MG, Bagate C, et al. Consensus statement on injury definitions and data collection procedures for studies of injuries in rugby Union. *Br J Sports Med* 2007;41:328–31.
- 20 Liu X. Chapter 14 - Methods for handling missing data. In: *Methods and applications of longitudinal data analysis*, 2016.
- 21 Hayes RJ, Bennett S. Simple sample size calculation for cluster-randomized trials. *Int J Epidemiol* 1999;28:319–26.
- 22 England Rugby. Youth rugby injury surveillance and prevention project. season report 2019-20, 2021. Available: <https://www.englandrugby.com/dxdam/c0/c00b1760-d51a-4159-b815-f561f12f316d/YRISP%20Report%2019-20.pdf> [Accessed Jan 2022].
- 23 Wilke J, Niederer D, Vogt L, et al. Is the message getting through? awareness and use of the 11+ injury prevention programme in amateur level football clubs. *PLoS One* 2018;13:e0195998.
- 24 Donaldson A, Callaghan A, Bizzini M, et al. Awareness and use of the 11+ injury prevention program among coaches of adolescent female football teams. *Int J Sports Sci Coach* 2018;13:929–38.
- 25 Bahr R, Thorborg K, Ekstrand J. Evidence-Based hamstring injury prevention is not adopted by the majority of champions League or Norwegian premier League football teams: the Nordic hamstring survey. *Br J Sports Med* 2015;49:1466–71.
- 26 Owoeye OBA, Emery CA, Befus K, et al. How much, how often, how well? adherence to a neuromuscular training warm-up injury prevention program in youth basketball. *J Sports Sci* 2020;38:2329–37.
- 27 Fortington LV, Donaldson A, Lathlean T, et al. When 'just doing it' is not enough: assessing the fidelity of player performance of an injury prevention exercise program. *J Sci Med Sport* 2015;18:272–7.
- 28 O'Brien J, Young W, Finch CF. The use and modification of injury prevention exercises by professional youth soccer teams. *Scand J Med Sci Sports* 2017;27:1337–46.
- 29 Norcross MF, Johnson ST, Bobberg VE, et al. Factors influencing high school coaches' adoption of injury prevention programs. *J Sci Med Sport* 2016;19:299–304.
- 30 Richmond SA, Donaldson A, Macpherson A, et al. Facilitators and barriers to the implementation of iSPRINT: a sport injury prevention program in junior high schools. *Clin J Sport Med* 2020;30:231–8.
- 31 Emery CA, Roy T-O, Whittaker JL, et al. Neuromuscular training injury prevention strategies in youth sport: a systematic review and meta-analysis. *Br J Sports Med* 2015;49:865–70.
- 32 Brown JC, Verhagen E, Knol D, et al. The effectiveness of the nationwide BokSmart rugby injury prevention program on catastrophic injury rates. *Scand J Med Sci Sports* 2016;26:221–5.
- 33 Klügl M, Shrier I, McBain K, et al. The prevention of sport injury: an analysis of 12 000 published manuscripts. *Clinical Journal of Sport Medicine* 2010;20:407–12.
- 34 Whalan M, Lovell R, Steele JR, et al. Rescheduling Part 2 of the 11+ reduces injury burden and increases compliance in semi-professional football. *Scand J Med Sci Sports* 2019;29:1941–51.
- 35 Shill JJ, Räisänen A, Black AM, et al. Canadian high school rugby coaches readiness for an injury prevention strategy implementation: evaluating a Train-the-Coach workshop. *Front Sports Act Living* 2021;3:672603.
- 36 Meeuwisse WH, Tyreman H, Hagel B, et al. A dynamic model of etiology in sport injury: the recursive nature of risk and causation. *Clin J Sport Med* 2007;17:215–9.
- 37 Cross M, Williams S, Kemp SPT, et al. Does the reliability of reporting in injury surveillance studies depend on injury definition? *Orthop J Sports Med* 2018;6:232596711876053.
- 38 Bahr R, Clarsen B, Derman W, et al. International Olympic Committee consensus statement: methods for recording and reporting of epidemiological data on injury and illness in sport 2020 (including STROBE extension for sport injury and illness surveillance (STROBE-SIIS)). *Br J Sports Med* 2020;54:372–89.

Supplementary File 1. Breakdown of schools (age group and type of school) submitting and data, what data they submitted and whether they were included/excluded in the study.

School ID	Team Age	School Type	Recorded....				Injuries	Included/ Excluded
			Individual Level Data	Exposure		Activate Non-/Use		
				Training	Match			
001	U18	Independent	Yes	Yes	Yes	Yes	No	Excluded
002	U18	Independent	Yes	Yes	Yes	Yes	Yes	Included
002	U15	Independent	Yes	Yes	Yes	Yes	Yes	Included
003	U18	State	Yes	Yes	Yes	Yes	Yes	Included
004	U18	State	No	No	Yes	Yes	Yes	Excluded
005	U15	Independent	Yes	Yes	Yes	Yes	Yes	Included
005	U18	Independent	Yes	Yes	Yes	Yes	Yes	Included
006	U18	Independent	Yes	Yes	Yes	Yes	Yes	Included
007	U13	Independent	Yes	Yes	Yes	Yes	Yes	Included
007	U15	Independent	Yes	Yes	Yes	Yes	Yes	Included
007	U18	Independent	Yes	Yes	Yes	Yes	Yes	Included
008	U15	Independent	No	Yes	Yes	Yes	Yes	Excluded
008	U18	Independent	Yes	Yes	Yes	Yes	Yes	Included
009	U18	State	No	No	Yes	No	Yes	Excluded
010	U18	State	No	No	Yes	No	Yes	Excluded
011	U13	Independent	Yes	Yes	Yes	Yes	Yes	Included
011	U15	Independent	Yes	Yes	Yes	Yes	Yes	Included
011	U18	Independent	Yes	Yes	Yes	Yes	Yes	Included
012	U13	Independent	No	Yes	Yes	Yes	Yes	Excluded
012	U14	Independent	No	Yes	Yes	Yes	Yes	Excluded
012	U15	Independent	No	Yes	Yes	Yes	Yes	Excluded
012	U18	Independent	No	Yes	Yes	Yes	Yes	Excluded
013	U18	Independent	No	No	Yes	No	Yes	Excluded
014	U18	Independent	Yes	Yes	Yes	Yes	Yes	Included
015	U15	Independent	Yes	Yes	Yes	Yes	Yes	Included
015	U18	Independent	Yes	Yes	Yes	Yes	Yes	Included
016	U18	Independent	Yes	Yes	Yes	Yes	Yes	Included
017	U12A	Independent	No	Yes	No	No	No	Excluded
017	U12B	Independent	Yes	Yes	Yes	Yes	Yes	Included
017	U13A	Independent	Yes	Yes	Yes	Yes	Yes	Included
017	U13B	Independent	No	Yes	No	No	No	Excluded
017	U14A	Independent	Yes	Yes	Yes	Yes	Yes	Included
017	U14B	Independent	No	Yes	No	No	No	Excluded
017	U15	Independent	Yes	Yes	Yes	Yes	Yes	Included
017	U16	Independent	No	Yes	No	No	No	Excluded
017	U18	Independent	Yes	Yes	Yes	Yes	Yes	Included
018	U18A	State	Yes	Yes	Yes	Yes	Yes	Included
018	U18B	State	Yes	Yes	Yes	Yes	Yes	Included
019	U15	Independent	Yes	Yes	Yes	Yes	Yes	Included
020	U15	State	No	Yes	Yes	No	Yes	Excluded
020	U18	State	No	Yes	Yes	No	Yes	Excluded

Supplementary Content 2. Targeted Injuries

Descriptive statistics [frequency, incidence, 95% CI] are reported for targeted match injuries (upper and lower limb, contact and non-contact mechanisms, concussion diagnoses and soft-tissue injuries) by *Activate* adoption group and adherence levels. Targeted injuries were pre-identified based upon findings of the *Activate* efficacy study[1] and epidemiological literature in schoolboy rugby[2, 3].

Table 4. Unadjusted match injury incidence (per 1000 player match-hours) of targeted injuries by *Activate* adoption and adherence groups.

Sub-Group	<i>Activate</i> Adoption				Median Weekly <i>Activate</i> Adherence					
	Yes		No		Low		Medium		High	
	n	Incidence p/1000h	n	Incidence p/1000h	n	Incidence p/1000h	n	Incidence p/1000h	n	Incidence p/1000h
Lower Limb	23	7.4 (4.9-11.1)	17	11.2 (7.0-18.0)	17	11.1 (6.9-17.9)	8	11.4 (5.7-22.8)	15	6.2 (3.7-10.3)
Upper Limb	16	5.1 (3.1-8.3)	8	5.3 (2.7-10.6)	8	5.2 (2.6-10.4)	5	7.1 (3.0-17.1)	11	4.6 (2.5-8.3)
Contact	56	18.0 (13.9-23.4)	37	24.3 (17.6-33.5)	37	24.1 (17.5-33.3)	15	21.3 (12.8-35.3)	41	17.1 (12.6-23.2)
The Tackle	41	13.2 (9.7-17.9)	26	17.1 (11.6-25.1)	26	16.9 (11.5-24.8)	9	12.8 (6.7-24.6)	32	13.3 (9.4-18.8)
Concussion	24	7.7 (5.2-11.5)	13	8.5 (4.9-14.6)	13	8.5 (4.9-14.6)	3	4.3 (1.4-13.3)	21	8.7 (5.7-13.3)
Soft-Tissue	26	8.3 (5.7-12.2)	26	17.1 (11.6-25.1)	26	16.9 (11.5-24.8)	8	11.4 (5.7-22.8)	18	7.5 (4.7-11.9)

NOTE: n = total injuries per sub-group. Lower limb = hip/groin, thigh, knee, lower leg, ankle, foot; Upper limb = shoulder, elbow, forearm, hand/wrist; Contact = accidental collision, lineout, maul, ruck, scrum, tackled, tackling; Soft tissue = bruising/haematoma, cut/abrasion, ligament sprain, muscle injury, tendon injury.

References

1. Hislop MD, Stokes KA, Williams S, et al. Reducing musculoskeletal injury and concussion risk in schoolboy rugby players with a pre-activity movement control exercise programme: a cluster randomised controlled trial. *Br J Sports Med.* 2017;51(15):1140-6. DOI: 10.1136/bjsports-2016-097434.
2. England Rugby. Youth Rugby Injury Surveillance and Prevention Project. Season Report 2019-20. 2021. [22nd October 2021]. Available from: <https://www.englandrugby.com/dxdam/c0/c00b1760-d51a-4159-b815-f561f12f316d/YRISP%20Report%2019-20.pdf>.
3. Leahy TM, Kenny IC, Campbell MJ, et al. Injury surveillance in school Rugby: A systematic review of injury epidemiology & surveillance practices. *Phys Ther Sport.* 2019;38:170-8. DOI: 10.1016/j.ptsp.2019.05.005.