





# Injury and illness among Norwegian Olympic athletes during preparation for five consecutive Summer and Winter Games

Benjamin Clarsen <sup>1,2,3,4</sup>, Hilde Moseby Berge,<sup>1,2,5</sup> Fredrik Bendiksen,<sup>2</sup> Bjørn Fossan,<sup>2</sup> Hilde Fredriksen <sup>1,2</sup>, Lars Haugvad,<sup>2</sup> Mona Kjelsberg,<sup>2</sup> Ola Ronsen,<sup>2</sup> Kathrin Steffen <sup>1</sup>, Thomas Torgalsen,<sup>2</sup> Roald Bahr <sup>1,2</sup>

► Additional supplemental material is published online only. To view, please visit the journal online (<http://dx.doi.org/10.1136/bjsports-2023-107128>).

<sup>1</sup>Oslo Sports Trauma Research Center, Department of Sports Medicine, Norwegian School of Sports Sciences, Oslo, Norway

<sup>2</sup>Department of Sports Medicine, Norwegian Olympic Training Center (Olympiatoppen), Oslo, Norway

<sup>3</sup>Department of Health and Function, Western Norway University of Applied Sciences, Bergen, Norway

<sup>4</sup>Medical Department, Fédération Internationale de Football Association, Zurich, Switzerland

<sup>5</sup>Department of General Practice, University of Oslo, Oslo, Norway

## Correspondence to

Dr Benjamin Clarsen, Oslo Sports Trauma Research Center, Department of Sports Medicine, Norwegian School of Sports Sciences, 0806 Ullevål Stadion, Oslo, Norway; [ben.clarsen@nih.no](mailto:ben.clarsen@nih.no)

Accepted 23 October 2023  
Published Online First  
7 December 2023



© Author(s) (or their employer(s)) 2024. No commercial re-use. See rights and permissions. Published by BMJ.

**To cite:** Clarsen B, Berge HM, Bendiksen F, et al. *Br J Sports Med* 2023;**58**:18–24.

## ABSTRACT

**Objective** To describe the patterns of health problems among Norwegian Olympic candidates during their preparations for five consecutive Olympic Games (London 2012, Sochi 2014, Rio de Janeiro 2016, PyeongChang 2018 and Tokyo 2020).

**Methods** This was a descriptive epidemiological study using the Oslo Sports Trauma Research Center Questionnaire on Health Problems to collect data on all self-reported health problems from Norwegian Olympic candidate athletes for 12–18 months prior to each Olympic Games. Team physicians and physiotherapists followed up the athlete reports, providing clinical care and classifying reported problems according to the International Olympic Committee 2020 consensus statement on methods for recording and reporting of epidemiological data on injury and illness in sport.

**Results** Between 2011 and 2020, 533 athletes were included in the Norwegian Olympic team monitoring programme, with a 78% response to the weekly questionnaire. During this time, athletes reported 2922 health problems, including 1409 illnesses (48%), 886 overuse injuries (repetitive mechanism, 30%) and 627 acute injuries (traumatic mechanism, 21%). Diagnostic codes were recorded for 2829 (97%) of health problems. Athletes reported, on average, 5.9 new health problems per year (95% CI: 5.6 to 6.1), including 1.3 acute injuries (CI: 1.2 to 1.4), 1.7 overuse injuries (CI: 1.6 to 1.9) and 2.9 illnesses (CI: 2.7 to 3.0). Each year, female and male athletes lost an average of 40 and 26 days of training and competition due to health problems, respectively. The diagnoses with the highest health burden were anterior cruciate ligament rupture, respiratory infection, lumbar pain and patellar tendinopathy.

**Conclusion** The injury burden was particularly high among female athletes and in team sports, whereas endurance sports had the greatest burden of illness. Our data provide a compelling argument for prioritising medical care and investing in prevention programmes not just during the Olympic Games, but also the preparation period.

## INTRODUCTION

Injury and illness surveillance programmes represent a core element of risk management and prevention strategies in sport. At the Olympic level, surveillance data collected by the International Olympic Committee (IOC) since 2004 provide rich insights into athletes' injury and illness patterns during the

## WHAT IS ALREADY KNOWN ON THIS TOPIC

⇒ There is substantial knowledge of the patterns of injury and illness among Olympic athletes during competition, but knowledge of their health during the preparations for the Olympic Games is limited.

## WHAT THIS STUDY ADDS

⇒ During preparations for the Olympic Games, athletes commonly experience injuries and illnesses. Female athletes and those participating in team sports have the highest injury burden, whereas endurance athletes have the highest burden of illness.

## HOW THIS STUDY MIGHT AFFECT RESEARCH, PRACTICE OR POLICY

⇒ Findings from this study may assist other national Olympic programmes in prioritising their prevention strategies and planning their medical services during their preparations for the Games.

competition period of 10–17 days of the Games.<sup>1–7</sup> However, data on Olympic athletes' health *between* the Games remain limited. Due to the diverse range of sports and high training loads, Olympic athletes are prone to a variety of different health problems, such as traumatic and gradual-onset injuries, acute and chronic illnesses, and mental health disorders. Previous studies have shown that these athletes often continue to train and compete despite having health problems, in many cases without the knowledge of doctors and physiotherapists assigned to their medical care.<sup>8–11</sup>

In 2011, we launched a health monitoring programme for the Norwegian Olympic and Paralympic teams.<sup>12</sup> The programme was designed to facilitate consistent communication between athletes and their team medical personnel (irrespective of period of the season or athlete location), and thus ensure early identification of new health problems and optimal management of known problems. This process has enabled collection of detailed injury and illness surveillance data from athletes and medical personnel, which are used to inform the development of prevention interventions and ensure effective allocation of health resources in the Norwegian team. In previous publications, we have

described the programme's methods and discussed its challenges and benefits.<sup>13</sup> We have also recently presented detailed injury and illness data from the Norwegian Paralympic team.<sup>14</sup>

This paper describes the patterns of injury and illness in the Norwegian Olympic team between 2011 and 2020. Our analysis is stratified by sex, sport type (team sports, endurance sports and tactical/technical sports) and season (summer and winter sports).

## METHODS

This report includes data collected between October 2011 and January 2020, during our preparations for three Olympic Summer Games (London 2012, Rio de Janeiro 2016 and Tokyo 2020) and two Olympic Winter Games (Sochi 2012 and PyeongChang 2018). In this period, the monitoring programme involved, at any given time, between 100 and 160 athletes preparing for the next Olympic Games, as well as a medical team of approximately 10 physicians and 15 physiotherapists. Approximately 12–18 months prior to each Games, national team coaches from all Olympic sports were asked to provide a list of athletes whom they consider to be candidates to qualify, and this list was reviewed every 3 months. All candidate athletes were invited to participate in the programme and followed until the start of the Games, or until they were removed from the programme by their national team coach because they were no longer considered an Olympic candidate.

Athletes' participation in the programme was voluntary, and athletes could choose to withhold their data from use in research.

## Data collection

Each Sunday evening or Monday morning, depending on team preferences, athletes were sent a short message service (SMS) containing a link to the Oslo Sports Trauma Research Center (OSTRC) Questionnaire on Health Problems (OSTRC-H<sup>12</sup> between 2011 and June 2018, OSTRC-H2<sup>15</sup> from July 2018). Daily reminders were sent to non-respondents. During the study period, three different electronic platforms were used to distribute the questionnaire, including online survey software for London 2012 and Sochi 2014 (Questback V.9692, Questback, Oslo, Norway), a native smartphone application for Rio 2016 and PyeongChang 2018 (Spartanova, Ghent, Belgium) and a web application with an SMS notification system for Tokyo 2020 (AthleteMonitoring, FitStats Technologies, Moncton, Canada).

A reportable health problem was defined as any condition that reduced an athlete's normal state of full health, irrespective of its consequences on the athlete's sports participation or performance or whether the athlete sought medical attention.<sup>16</sup>

The questionnaire consists of four key questions on the consequences of health problems on sports participation, training modifications and sports performance, as well as the degree of symptoms the athlete has experienced in the preceding 7 days. Athletes who reported one or more health problems received a series of subsequent questions to classify reported problems (eg, injury mechanism and location, illness symptoms), record the number of days the athlete was completely unable to participate in training and competition, and to determine which medical personnel were aware of the problem (including those outside the Olympic medical team). Athletes could also provide additional free-text comments about each problem.

Whenever athletes reported a new health problem or commented on an ongoing problem, their team physician and physiotherapist received an alert and, when necessary, contacted the athlete to arrange follow-up or further investigations. The

medical team were also asked to review athletes' reports and to provide a diagnostic code for each health problem.

## Classification and diagnosis of reported health problems

Medical personnel used several different coding systems to record specific diagnoses of health problems reported by athletes, including the Orchard Sports Injury Classification System, V.10 (London and Sochi injuries), the International Classification of Primary Care, V.2 (London and Sochi illnesses) and the Sports Medicine Diagnostic Coding System (Rio, PyeongChang and Tokyo, all health problems). We translated the codes from each of these systems to V.13 of the Orchard Sports Injury and Illness Classification System (OSIICS-13).

Injuries were considered to have a non-specific diagnosis if the body part or tissue type was unspecified (the first or second letter of the OSIICS-13 code was Z). Illnesses were considered to have a non-specific diagnosis if the medical system or aetiology was unknown or unspecified (the second or third letter of the OSIICS-13 code was Z).

To account for inconsistencies in recorded diagnoses of respiratory illnesses, the OSIICS-13 diagnostic codes 'MPIG Pharyngitis', 'MPIT Tonsillitis', 'MPIS Sinusitis', 'MPZX Other respiratory illness not otherwise specified' and 'MPIX Other upper respiratory tract infection' were recoded to 'MPI1 Respiratory infection'. Similarly, for non-specific low back pain, 'LZN Lumbar pain/injury not otherwise specified', 'LZX Lumbar pain/injury not otherwise specified', 'LP1 Chronic lumbar functional pain', 'LM1 Lumbar spine muscle and tendon strain/spasm/trigger points', and 'LZH Lumbar pain with hamstring referral' were recoded to 'LZ1 Lumbar pain' (a non-specific diagnosis).

## Data analyses and statistics

All health problems that existed at the baseline of a data collection period were removed from incidence and time loss calculations ( $n=137$ ). For cases that remained unresolved at the end of data collection periods ( $n=112$ ), time loss and cumulative OSTRC severity scores were replaced with the median time loss and severity scores of resolved cases with the same diagnosis. For several cases of anterior cruciate ligament (ACL) rupture, inspection of athletes' questionnaire responses revealed poor response rates during the injury period. Therefore, cases of ACL rupture with reported time loss of less than 26 weeks ( $n=12$ ) were assigned the median time loss and cumulative severity scores of cases with 26 weeks or more of time loss.

As some team sizes were small, we have presented data for subgroups of sports, including team sports, endurance sports and tactical/technical sports (table 1). Data are also presented separately for male and female athletes and summer and winter athletes.

Data collected using the OSTRC-H were transformed to match the logic and scoring system of the OSTRC-H2.<sup>15</sup> All analyses were performed using R (V.3.6.1).<sup>17</sup> Mean cumulative severity scores, mean time loss and 95% CIs were calculated by bootstrapping ( $R=5000$ ), using the `groupwiseMean` function of the `rcompanion` package (V.2.4.30). CIs for incidence rates were calculated with the Byar method, using the `epi.conf` function in the `epiR` package (V.2.0.62).

## Equity, diversity and inclusion statement

The author group included four women and seven men, a mix of mid-career and senior clinicians and researchers from the disciplines of physiotherapy and medicine. Nine authors were Norwegian, one Australian and one German. Our study

**Table 1** Number of athletes included in each Olympic Games period, by sex, sport category and sport

| Sport category            | London  |       | Sochi   |       | Rio     |       | PyeongChang |       | Tokyo   |       |
|---------------------------|---------|-------|---------|-------|---------|-------|-------------|-------|---------|-------|
|                           | Females | Males | Females | Males | Females | Males | Females     | Males | Females | Males |
| Endurance sports          |         |       |         |       |         |       |             |       |         |       |
| Cycling                   | 5       | 7     |         |       | 6       | 1     |             |       | 7       | 7     |
| Kayak                     | 4       | 3     |         |       |         | 5     |             |       |         | 3     |
| Rowing                    | 3       | 9     |         |       |         | 2     |             |       | 2       | 6     |
| Swimming                  | 5       | 5     |         |       |         | 1     |             |       |         | 3     |
| Triathlon                 |         |       |         |       |         | 1     |             |       | 1       | 4     |
| Biathlon                  |         |       | 12      | 9     |         |       | 13          | 19    |         |       |
| Cross-country skiing      |         |       | 10      | 13    |         |       | 8           | 3     |         |       |
| Nordic combined           |         |       |         | 7     |         |       |             | 8     |         |       |
| Speed skating             |         |       | 4       | 9     |         |       | 6           | 12    |         |       |
| Tactical/technical sports |         |       |         |       |         |       |             |       |         |       |
| Archery                   |         | 1     |         |       |         |       |             |       |         |       |
| Athletics                 | 11      | 10    |         |       | 16      | 16    |             |       | 6       | 14    |
| Boxing                    | 2       |       |         |       |         |       |             |       |         |       |
| Golf                      |         |       |         |       |         |       |             |       | 7       | 8     |
| Gymnastics                |         |       |         |       |         |       |             |       |         | 2     |
| Sailing                   | 3       | 5     |         |       | 7       | 4     |             |       | 5       | 3     |
| Shooting                  |         | 4     |         |       | 2       | 6     |             |       |         |       |
| Taekwondo                 | 1       | 2     |         |       | 1       |       |             |       | 3       | 3     |
| Weightlifting             | 1       |       |         |       |         |       |             |       |         |       |
| Wrestling                 |         | 2     |         |       | 1       | 3     |             |       | 1       | 6     |
| Alpine skiing             |         |       | 4       | 5     |         |       | 8           | 10    |         |       |
| Curling                   |         |       |         | 6     |         |       | 1           | 8     |         |       |
| Figure skating            |         |       |         |       |         |       | 3           |       |         |       |
| Freestyle skiing          |         |       | 1       |       |         |       | 3           | 5     |         |       |
| Ski jumping               |         |       | 5       | 14    |         |       | 4           | 23    |         |       |
| Sliding                   |         |       |         | 3     |         |       | 1           |       |         |       |
| Snowboard                 |         |       | 4       | 5     |         |       |             | 3     |         |       |
| Team sports               |         |       |         |       |         |       |             |       |         |       |
| Beach volleyball          |         | 6     |         |       |         | 5     |             |       |         | 4     |
| Handball                  | 24      |       |         |       | 22      |       |             |       | 30      | 33    |
| Ice hockey                |         |       |         | 33    |         |       |             | 34    |         |       |
| Total                     | 59      | 54    | 40      | 104   | 55      | 46    | 47          | 125   | 62      | 96    |

population included both male and female athletes from different socioeconomic backgrounds participating in elite sport, and our analysis explores the effects of sex. As Norway is a high-income country, findings may not be generalisable to settings with fewer resources. This is considered in the discussion.

## RESULTS

A total of 533 athletes from 29 sports were included across the five Olympic Games cycles, including 197 females and 336 males (table 1). Of these, 393 athletes were involved in preparations for one Games, 125 two Games and 15 three Games.

The overall response to the weekly questionnaires across the five games cycles was 78%: 79% for London, 83% for Sochi, 51% for Rio, 69% for PyeongChang and 89% for Tokyo. Five hundred and six athletes reported a total of 2922 health problems, including 1409 illnesses (48%), 886 overuse injuries (repetitive mechanism, 30%) and 627 acute injuries (traumatic mechanism, 21%). A total of 2829 cases (97%) received an OSIICS-13 code, 809 of which were non-specific (28% of all cases).

## Prevalence of health problems

The average weekly prevalence of health problems across all athletes and games cycles was 32% (CI: 32.1% to 32.9%) (table 2). This was higher among females than males (prevalence ratio 1.4). Among females, the prevalence of health problems was higher for winter sports, largely due to a higher prevalence of acute injuries. This pattern was reversed among males, with summer athletes having a higher prevalence of health problems, driven by overuse injuries. For both sexes, endurance athletes had a lower injury prevalence and a higher illness prevalence than athletes from team and tactical/technical sports. Compared with all other subgroups, female team athletes had the highest prevalence of acute and overuse injuries (table 2).

## Incidence, severity and burden of health problems

The overall incidence of health problems was 5.9 cases per athlete per year (CI: 5.6 to 6.1), including 1.3 acute injuries (CI: 1.2 to 1.4), 1.7 overuse injuries (95% CI: 1.6 to 1.9) and 2.9 illnesses (95% CI: 2.7 to 3.0). Across the entire group, athletes lost an average of 30.8 days of training due to health problems per year (30.3 to 31.3), 16.2 days due to acute injuries (15.9 to 16.6), 5.7 days due to overuse injuries (5.5 to 5.9) and 8.9 days

**Table 2** Average weekly prevalence of all and substantial health problems, presented for the whole cohort as well as for subgroups (%; 95% CI)

|                             | All sports        | Summer sports     | Winter sports     | Team sports       | Endurance sports  | Tactical/technical sports |
|-----------------------------|-------------------|-------------------|-------------------|-------------------|-------------------|---------------------------|
| <b>Female athletes</b>      |                   |                   |                   |                   |                   |                           |
| All health problems         | 39.3 (37.5, 41)   | 37.3 (35.1, 39.5) | 47.8 (44.4, 51.2) | 42.8 (40.5, 45)   | 29.9 (27.7, 32.1) | 42.2 (39.9, 44.5)         |
| Injuries                    | 29.0 (27.3, 30.8) | 28.9 (27.1, 30.8) | 37.1 (33.0, 41.1) | 39.0 (36.8, 41.3) | 17.5 (15.7, 19.3) | 30.8 (28.7, 32.9)         |
| Acute injuries              | 12.2 (10.9, 13.5) | 10.9 (9.7, 12.1)  | 20.6 (17.0, 24.2) | 17.0 (15.4, 18.6) | 6.4 (4.7, 8.0)    | 13.2 (11.7, 14.7)         |
| Overuse injuries            | 17.6 (16.4, 18.7) | 18.4 (16.9, 19.9) | 17.5 (15.5, 19.4) | 22.5 (20.5, 24.4) | 11.9 (10.6, 13.3) | 18.2 (16.6, 19.7)         |
| Illness                     | 11.5 (10.3, 12.6) | 9.5 (8.2, 10.7)   | 12.3 (10.4, 14.1) | 4.7 (3.7, 5.7)    | 13.8 (12.0, 15.5) | 12.8 (11.4, 14.3)         |
| Substantial health problems | 18.6 (17.3, 19.8) | 18.1 (16.5, 19.7) | 25.2 (22.2, 28.2) | 18.6 (17, 20.2)   | 15.0 (13.0, 17.0) | 20.9 (19.3, 22.5)         |
| Injuries                    | 11.9 (10.9, 13)   | 12.5 (11.3, 13.8) | 18.4 (15.2, 21.7) | 16 (14.4, 17.7)   | 6.0 (4.6, 7.5)    | 14.1 (12.7, 15.4)         |
| Acute injuries              | 7.4 (6.4, 8.4)    | 6.5 (5.5, 7.5)    | 14.8 (11.6, 18)   | 9.5 (8.3, 10.6)   | 3.2 (1.8, 4.5)    | 8.4 (7.2, 9.6)            |
| Overuse injuries            | 4.6 (4.1, 5.1)    | 6.1 (5.4, 6.8)    | 3.6 (2.6, 4.6)    | 6.6 (5.7, 7.5)    | 2.9 (2.1, 3.7)    | 5.8 (5.0, 6.7)            |
| Illness                     | 7.0 (6.1, 7.9)    | 5.9 (4.8, 7.0)    | 7.3 (6.0, 8.6)    | 2.8 (2, 3.7)      | 9.5 (7.9, 11.1)   | 7.5 (6.4, 8.6)            |
| <b>Male athletes</b>        |                   |                   |                   |                   |                   |                           |
| All health problems         | 28.1 (27.1, 29.2) | 29.2 (27.3, 31.0) | 25.7 (24.1, 27.4) | 32.7 (30.7, 34.7) | 24.7 (22.9, 26.4) | 29.3 (27.8, 30.8)         |
| Injuries                    | 20.2 (19.4, 21.1) | 21.8 (20.2, 23.4) | 17.7 (16.4, 19)   | 28.0 (26.2, 29.8) | 11.9 (10.7, 13.1) | 22.7 (21.2, 24.2)         |
| Acute injuries              | 8.3 (7.7, 8.9)    | 6.1 (5.2, 6.9)    | 9.3 (8.5, 10.1)   | 13.6 (12.3, 14.8) | 2.6 (2.1, 3.1)    | 6.8 (6.0, 7.6)            |
| Overuse injuries            | 12.4 (11.6, 13.1) | 16.3 (14.8, 17.8) | 8.6 (7.6, 9.5)    | 15.4 (13.4, 17.3) | 9.4 (8.3, 10.4)   | 16.1 (14.6, 17.6)         |
| Illness                     | 8.6 (7.9, 9.3)    | 8.1 (7.1, 9.2)    | 8.6 (7.7, 9.6)    | 5.3 (4.1, 6.4)    | 13.4 (11.9, 14.9) | 7.5 (6.7, 8.3)            |
| Substantial health problems | 12.8 (12.2, 13.5) | 14.2 (13.0, 15.3) | 10.7 (9.8, 11.5)  | 13.8 (12.6, 15.1) | 13.2 (11.6, 14.7) | 12.7 (11.6, 13.7)         |
| Injuries                    | 8.4 (7.8, 9.1)    | 9.4 (8.3, 10.5)   | 6.8 (6.1, 7.5)    | 11.9 (10.8, 13.0) | 4.3 (3.5, 5.0)    | 9.1 (8.2, 10.0)           |
| Acute injuries              | 4.9 (4.4, 5.3)    | 4.3 (3.6, 5.0)    | 4.8 (4.2, 5.3)    | 8.0 (7.1, 9.0)    | 1.1 (0.7, 1.4)    | 3.9 (3.3, 4.4)            |
| Overuse injuries            | 3.7 (3.3, 4.1)    | 5.3 (4.6, 5.9)    | 2.0 (1.7, 2.4)    | 4.2 (3.4, 5.0)    | 3.2 (2.6, 3.9)    | 5.2 (4.4, 6.0)            |
| Illness                     | 4.6 (4.2, 5.1)    | 5.1 (4.3, 5.8)    | 4.0 (3.5, 4.5)    | 2.1 (1.5, 2.6)    | 9.1 (7.7, 10.5)   | 3.8 (3.3, 4.3)            |
| <b>Both sexes</b>           |                   |                   |                   |                   |                   |                           |
| All health problems         | 32.0 (31.1, 32.9) | 32.8 (31.1, 34.5) | 30.5 (29.1, 31.9) | 34.2 (32.5, 35.9) | 27.1 (25.5, 28.8) | 32.9 (31.6, 34.1)         |
| Injuries                    | 23.6 (22.8, 24.3) | 25.6 (24.1, 27.1) | 21.5 (20.3, 22.7) | 30.0 (28.4, 31.6) | 15.0 (13.6, 16.4) | 24.5 (23.5, 25.6)         |
| Acute injuries              | 9.7 (9.2, 10.3)   | 8.3 (7.6, 9.1)    | 11.3 (10.4, 12.2) | 15.4 (14.3, 16.4) | 4.9 (3.6, 6.2)    | 8.8 (8.0, 9.6)            |
| Overuse injuries            | 14.4 (13.7, 15.0) | 17.8 (16.3, 19.2) | 10.7 (9.8, 11.5)  | 15.3 (13.8, 16.7) | 10.4 (9.5, 11.3)  | 16.1 (15.1, 17.0)         |
| Illness                     | 9.3 (8.7, 10)     | 8.1 (7.3, 9.0)    | 9.8 (8.9, 10.7)   | 5.0 (4.1, 5.8)    | 13.3 (12.1, 14.6) | 9.4 (8.6, 10.1)           |
| Substantial health problems | 14.7 (14.1, 15.3) | 15.6 (14.7, 16.6) | 13.6 (12.8, 14.5) | 14.9 (13.9, 15.9) | 14.0 (12.7, 15.4) | 15.1 (14.2, 15.9)         |
| Injuries                    | 9.8 (9.2, 10.3)   | 11.0 (10.1, 11.8) | 8.9 (8.1, 9.7)    | 12.9 (12.0, 13.9) | 5.4 (4.3, 6.5)    | 10.4 (9.8, 11.1)          |
| Acute injuries              | 5.7 (5.3, 6.1)    | 5.4 (4.8, 6.0)    | 6.5 (5.7, 7.2)    | 8.7 (7.9, 9.5)    | 2.4 (1.4, 3.4)    | 5.2 (4.7, 5.8)            |
| Overuse injuries            | 4.1 (3.8, 4.5)    | 5.7 (5.2, 6.2)    | 2.4 (2.1, 2.7)    | 4.4 (3.8, 4.9)    | 3.0 (2.6, 3.5)    | 5.3 (4.8, 5.8)            |
| Illness                     | 5.2 (4.8, 5.6)    | 5.0 (4.4, 5.6)    | 4.9 (4.4, 5.5)    | 2.2 (1.7, 2.6)    | 9.2 (8.0, 10.4)   | 5.0 (4.5, 5.5)            |

due to illnesses (8.6 to 9.1). However, the amount and causes of time loss varied considerably between athlete subgroups (figure 1).

The incidence and burden of health problems are presented for each severity category in table 3.

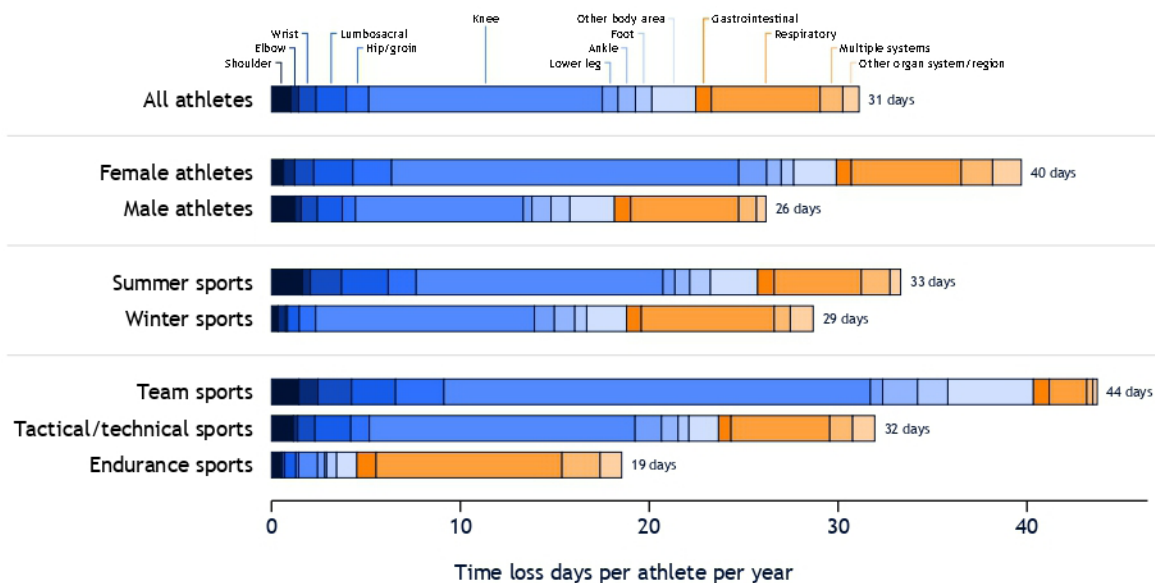
The OCIICS-13 diagnoses that led to the greatest amount of time loss and the highest cumulative severity scores were ACL rupture (KLA, 16 cases, 4252 time loss days, cumulative severity score (CSS): 63 388), respiratory infection (MPI1, 875 cases, 2685 time loss days, CSS: 71 777), lumbar pain (LZ1, 128 cases, 491 time loss days, CSS: 19 775) and patellar tendinopathy (KT2, 32 cases, 446 time loss days, CSS: 9567). Online supplemental tables 1 and 2 show the incidence, median time loss and burden of new injuries and illnesses, detailed by body area/organ system, tissue type/aetiology and selected diagnoses.

## DISCUSSION

From the IOC Olympic injury surveillance system, we already know that injuries and illnesses are common *during* the Olympic Games. In the 2020 Summer Games, 9% of the athletes incurred at least one injury and 4% at least one illness. The 2018 Winter Games were no better; 12% suffered at least one injury and 9% at least one illness.<sup>6,7</sup> Our study, which reports data on a mixed-sport sample of candidates preparing for the Olympic Games,

documents that injury and illness also represent a significant limiting factor for athletes' sports participation and self-reported performance *between* the Games. On average, our athletes could not fully train or compete for 1 full month each year (in team sports as many as 44 days), time they would otherwise spend improving fitness and honing their skills. Our observations extend the Games time data from the IOC injury and illness surveillance system, which most likely underestimate the impact of injury and illness on Olympic hopefuls; this surveillance 'surveys the survivors', those who made it to the Games.

In a recent study, Ranson *et al* report 4-year injury and illness data from 1247 Olympic summer sports athletes from the UK.<sup>18</sup> Their data contain many similar patterns to ours, such as a high burden posed by major knee ligament injuries and low back pain. However, there are also several striking differences between studies, such as the incidence of minor injuries and illnesses (those leading to 1–7 days of time loss), which were 6 and 11 times higher in our dataset, respectively. The likely explanation for this discrepancy is the different methods used. The UK data were derived from the electronic medical records of Olympic team doctors and physiotherapists and health problems were only recorded if they lead to time loss from training or competition. In contrast, our data collection methods allowed us to capture problems for which athletes either did not seek medical



**Figure 1** Average time loss per athlete per year, decomposed by body area of injury and organ system of illnesses.

attention or sought help from medical practitioners outside of the Olympic programme. Further, because we recorded all health problems (including those that did not cause time loss) and quantified the degree of training modification, performance reduction and symptoms associated with each case, we demonstrated that health problems that do not lead to time loss still represent a substantial proportion (14%) of the overall health burden in this population.

Our findings have several implications. First, providing optimal medical care is paramount, to protect the health of the athlete. Second, the data point clearly to prevention targets and opportunities. Third, there may be a potential performance advantage for national Olympic committees (NOCs) succeeding in reducing the number of days lost to injury and illness—through effective prevention programmes and by providing better care to allow swift and safe return to sport.

### Know your sports: health patterns vary between sports, seasons and sexes

As shown in table 1, the Norwegian Olympic team is not one of the largest, nor smallest. Of the 57 current Olympic sports disciplines, 42 in the Summer Games and 15 in the Winter Games, our athlete sample represents 29 (19 summer and 10 winter). Still, the team represents a large sample with a representative balance between males and females (197 vs 336), summer and winter sports (19 vs 10) and team, tactical/technical and endurance sports (191 vs 274 vs 223). Our data should therefore also

have value for other NOCs planning their medical support and prevention programmes.

One notable finding is the large sex difference in injury burden (figure 1). Female athletes lost on average 40 days each year to injury and illness, compared with 26 days for men. The main cause for this difference in injury burden was knee injuries, especially ACL injuries, which resulted in a time loss of more than 250 days per injury. This is not unexpected, as it is well documented that females have a larger risk of ACL injuries than males.<sup>19–21</sup> Two sports with a high risk of ACL injuries are handball<sup>19 22 23</sup> and alpine skiing/snowboarding,<sup>24–28</sup> and this is also demonstrated by knee injuries causing a substantial burden in team sports (handball was the largest team sport on Team Norway) and tactical/technical sports (alpine skiing, freestyle skiing, snowboard and ski jumping). However, traumatic knee injuries can also be expected by other NOCs represented by other team sports, such as football, rugby or basketball.<sup>29–32</sup> It should also be noted that female team athletes reported a higher prevalence of acute injuries and overuse injuries than males in every subcategory, and a higher prevalence of illness in every subcategory except team sports.

Another notable finding was that the total time loss was much lower for endurance athletes (19 days per year) than other sport categories, less than half of that for team sports (44 days). The pattern was also distinctly different, the illness burden in team athletes is remarkably low (9% of the total burden of health problems, compared with 27% for tactical/technical sports and 76% for endurance sports).

**Table 3** Injury and illness incidence and burden by time loss severity categories (rates per athlete per year (95% CI))

|  | Time loss severity category |                |                |                   |                   |
|--|-----------------------------|----------------|----------------|-------------------|-------------------|
|  | 0 days                      | 1–7 days       | 8–28 days      | 29–90 days        | >90 days          |
| <b>Injuries</b>                          |                             |                |                |                   |                   |
| Incidence (number)                       | 1.4 (1.3, 1.5)              | 1.2 (1.1, 1.2) | 0.3 (0.2, 0.3) | 0.1 (0.1, 0.1)    | 0.1 (0, 0.1)      |
| Burden (time loss, days)                 | –                           | 3.2 (3, 3.4)   | 3.7 (3.5, 3.9) | 3.5 (3.4, 3.7)    | 11.9 (11.6, 12.2) |
| Burden (severity score, arbitrary units) | 83 (82, 84)                 | 156 (155, 157) | 111 (110, 112) | 69 (68, 70)       | 174 (173, 175)    |
| <b>Illness</b>                           |                             |                |                |                   |                   |
| Incidence (number)                       | 0.8 (0.7, 0.9)              | 1.9 (1.8, 2)   | 0.2 (0.2, 0.2) | 0.02 (0.01, 0.04) | –                 |
| Burden (time loss, days)                 | –                           | 5.7 (5.5, 5.9) | 2 (1.9, 2.2)   | 1.1 (1, 1.2)      | –                 |
| Burden (severity score, arbitrary units) | 28 (27, 28)                 | 150 (149, 151) | 38 (38, 39)    | 20 (20, 21)       | –                 |

In other words, the current data document that injury and illness patterns differ substantially between sports and athlete groups, with significant implications when planning medical support and developing prevention programmes.

### Planning NOC medical services

Olympic athletes are strongly motivated to return to sport as quickly as possible after injury or illness. They are also likely to continue to train through injury or illness, especially overuse injuries. Access to specialist sports medicine care is therefore key. While most NOCs send a well-organised medical team to the Olympic Games and are supported by the extensive medical services provided by the host city *during* the Games, our data emphasise the need for an extensive medical support programme also *between* Games.

Although this may naturally occur in the highest profile and professional sports, our monitoring programme provides a framework for supporting smaller and lower-profile sports that are often poorly covered outside of major competitive periods.

The injury and illness data shown in online supplemental tables 1 and 2 illustrate how athletes suffer from a wide variety of health problems. The diagnoses causing the greatest burden in this mixed-sport population of athletes included acute injuries (52% of the burden in days lost), overuse injuries (20%) and illnesses (28%) spanning from knee ligament injury, patellar tendinopathy, hamstring strain, ankle ligament injury and concussion to respiratory infection, gastrointestinal infection and chronic fatigue syndrome. The list of the most common problems often boils down to a few in single sports; beach volleyball is an example where three problems, shoulder pain, patellar tendinopathy and low back pain, completely dominate.<sup>8</sup> Still, caring for a *mixed-sport* NOC requires a multidisciplinary team of specialists well versed in sports medicine, physical therapy and nutrition (or easy access to a network of specialists). Optimally, this includes orthopaedic surgeons to manage the surgical cases, generalist sports physicians with particular experience managing respiratory and gastrointestinal infections, pulmonary physicians with specialist training in airway dysfunction and sports cardiologists, psychiatrists (mental problems are most certainly under-reported in the current data set), dietitians and sports physical therapists. Within single sports, our data highlight that team sport federations need doctors and physiotherapists with good knowledge of injury management and prevention, whereas within endurance sports, the focus is more on infections. The key factor for the athlete, though, is undoubtedly easy and affordable access to this team. A close monitoring programme such as the current may also help nip injuries in the bud.<sup>13</sup>

### An opportunity for better performance?

Beyond the obvious that some athletes may not be able to return to play before the start of the Games and therefore miss the Games altogether, and that some may not be able to participate in the events necessary to qualify (in some sports, the qualification period runs for 1.5 years before the Games), significant health problems will limit the ability to prepare optimally. While the link between injuries, illness and performance cannot be examined based on the current data, it seems reasonable to assume that athletes who manage to stay healthy have a better chance of performing their best at Games time.

These data should therefore be read as a call for systematic injury prevention efforts. The NOCs with the best injury prevention programmes may gain an important edge in the tight competition that is the Olympic Games. The injury burden

is substantial, and it is well documented that injuries can be prevented effectively.<sup>33</sup> We grant that injury prevention in such an elite, well-trained group of athletes requires more than simple, one-size-fits-all exercise programmes. To be effective, it will require a systematic approach and thorough planning.<sup>34</sup> And although the medical team can have important input to help identify risks, the ownership and leadership of such a programme need to be embraced by the coaching team and athletes themselves to be effective. Research on injury prevention methods in elite sports is limited; there is an urgent need to develop frameworks assisting teams to develop custom-made programmes for Olympic-level teams and athletes.

The current data predate the COVID-19 pandemic. But the pandemic has shown that respiratory (and gastrointestinal) infections, the number one illness culprits in sports, can be prevented effectively in elite athletes. The overall incidence of illness in the Tokyo Olympic Games, which were organised under strict prevention protocols, was the lowest (3.9 illnesses per 100 athletes) we have recorded in the Games<sup>7</sup>—lower than in PyeongChang 2018 (9.4)<sup>6</sup> Rio 2016 (5.4),<sup>5</sup> Sochi 2014 (8.9),<sup>4</sup> London 2012 (7.2)<sup>3</sup> and Vancouver 2010 (7.2).<sup>2</sup> This effect was caused primarily by a reduction in respiratory infections; only 0.4% of the Tokyo athletes incurred a respiratory infection (4.8% in PyeongChang, 1.9% in Rio, 4.2% in Sochi, 1.9% in London, 1.1% in Vancouver). The data from the 2022 Beijing Winter Games are expected to be even more convincing, with the extraordinarily stringent infection protocols in place there. Interestingly, after a disastrous Winter Olympic Games in Torino in 2006, with multiple infections, the Norwegian Olympic team instituted a protocol incorporating many of the now standard COVID-19 countermeasures for the 2010 Vancouver Games and with similar results (from 17.3% to 5.1% illness prevalence).<sup>35</sup> During subsequent Winter Games, the corresponding figures are 7% for Sochi 2014, 6% for PyeongChang 2018 and 4% for Beijing 2022 (Bahr 2022, personal communication). The current data suggest that infection prevention protocols have been maintained also *between* Games, with an average illness prevalence of 7%. In other words, even if the COVID-19 pandemic may be a thing of the past, the infection countermeasures should not be, at least not for elite athletes.

### Methodological considerations

Although there have been many short-duration epidemiological studies in individual Olympic sports and during tournament periods, our results represent the most comprehensive dataset on injury and illness patterns among Olympic athletes during out-of-competition periods. The data were collected through a health monitoring programme that serves both as a clinical communication platform and a risk management and research tool. Although in previous publications we have discussed the programme's benefits and challenges involved in implementing and maintaining it over time,<sup>12–14</sup> several methodological factors should be considered when interpreting the data in this paper. First, the method is dependent on a high response from athletes to the weekly health questionnaires. Although the overall response across all five Games periods was 78%, due to technical challenges with questionnaire distribution, the response was only 51% during preparations for Rio 2016 and 69% for PyeongChang 2018. Although the prevalence and incidence of health problems during these periods were similar to periods with a higher response, the data are less precise. Second, because athletes sometimes stopped responding to the weekly questionnaires during long periods of rehabilitation, we estimated time

loss for several cases of ACL injury. We believe this approach gives us a more valid picture of the most burdensome diagnosis in our team. However, one consequence of this decision is that the severity and burden estimates for ACL injuries are less certain than they are for other, less severe diagnoses. Third, because data were collected using a system designed to improve athletes' medical coverage, it is possible that the burden of injury and illness was lower in our team than it otherwise would have been if athletes' injury and illness reports had not been acted upon.

Finally, because of the small number of athletes in some of our sports, to ensure data privacy, we were unable to present data on an individual sport level. To overcome this challenge, pooling of similar data collected by multiple countries would be necessary.

## CONCLUSION

The current data, documenting how Olympic athletes lose 1 month of training to injury and illness every year, provide a compelling argument for prioritising medical care and investing in prevention programmes.

The injury burden was particularly high among female athletes and in team sports, whereas endurance sports had the greatest burden of illness. Our data provide a compelling argument for prioritising medical care and investing in prevention programmes not just during the Olympic Games, but also the preparation period.

**Twitter** Benjamin Clarsen @benclarsen and Hilde Moseby Berge @HildeMBerge

**Acknowledgements** The authors acknowledge the supportive health personnel, coaches and management at Olympiatoppen, particularly Monica Viker Brekke, Berit Lian Berntzen, Marit Breivik and Helge Bartnes, as well as Lars Haugvad who has been the programme manager since November 2019. We also thank the athletes, team physicians and team physiotherapists involved in data collection for their vital role in the success of this programme. The Oslo Sports Trauma Research Center has been established at the Norwegian School of Sport Sciences through generous grants from the Royal Norwegian Ministry of Culture, the South-Eastern Norway Regional Health Authority, the International Olympic Committee, the Norwegian Olympic Committee & Confederation of Sport and Norsk Tipping. The Norwegian Olympic Training Center (Olympiatoppen) highly appreciates having received funding from the International Olympic Committee through Olympic Solidarity.

**Contributors** BC and RB planned and designed the study and drafted the manuscript. BC analysed the data. All authors contributed to data collection and interpretation, provided critical revisions and contributed to the final manuscript. BC and RB are the guarantors.

**Funding** The Norwegian Olympic and Paralympic team health monitoring programme has been supported by a generous grant from Olympic Solidarity since 2016.

**Competing interests** KS is the coeditor of the *British Journal of Sports Medicine-Injury Prevention and Health Protection*. In the period these data were collected, the Oslo Sports Trauma Research Center has had non-financial research partnerships with SpartaNova (2013–2016) and FitStats Technologies (2017–present).

**Patient and public involvement** Patients and/or the public were involved in the design, or conduct, or reporting, or dissemination plans of this research. Refer to the Methods section for further details.

**Patient consent for publication** Not required.

**Ethics approval** This study involves human participants and was approved by the South-Eastern Norwegian Regional Committee for Research Ethics and the Norwegian Data Inspectorate. The data management routines were consistent with the European Union's General Data Protection Regulation (GDPR). Informed written consent was obtained from all athletes.

**Provenance and peer review** Not commissioned; externally peer reviewed.

**Data availability statement** Data are available upon reasonable request. Data are available on reasonable request. Requests to access the data will be considered by the authors, within the constraints of privacy and consent.

**Supplemental material** This content has been supplied by the author(s). It has not been vetted by BMJ Publishing Group Limited (BMJ) and may not have been peer-reviewed. Any opinions or recommendations discussed are solely those of the author(s) and are not endorsed by BMJ. BMJ disclaims all liability and

responsibility arising from any reliance placed on the content. Where the content includes any translated material, BMJ does not warrant the accuracy and reliability of the translations (including but not limited to local regulations, clinical guidelines, terminology, drug names and drug dosages), and is not responsible for any error and/or omissions arising from translation and adaptation or otherwise.

## ORCID iDs

Benjamin Clarsen <http://orcid.org/0000-0003-3713-8938>

Hilde Fredriksen <http://orcid.org/0000-0002-5158-7716>

Kathrin Steffen <http://orcid.org/0000-0002-6238-608X>

Roald Bahr <http://orcid.org/0000-0001-5725-4237>

## REFERENCES

- Junge A, Engebretsen L, Mountjoy ML, *et al.* Sports injuries during the summer olympic games 2008. *Am J Sports Med* 2009;37:2165–72.
- Engebretsen L, Steffen K, Alonso JM, *et al.* Sports injuries and illnesses during the winter olympic games 2010. *Br J Sports Med* 2010;44:772–80.
- Engebretsen L, Soligard T, Steffen K, *et al.* Sports injuries and illnesses during the London summer olympic games 2012. *Br J Sports Med* 2013;47:407–14.
- Soligard T, Steffen K, Palmer-Green D, *et al.* Sports injuries and illnesses in the Sochi 2014 olympic winter games. *Br J Sports Med* 2015;49:441–7.
- Soligard T, Steffen K, Palmer D, *et al.* Sports injury and illness incidence in the Rio de Janeiro 2016 olympic summer games: a prospective study of 11274 athletes from 207 countries. *Br J Sports Med* 2017;51:1265–71.
- Soligard T, Palmer D, Steffen K, *et al.* Sports injury and illness incidence in the Pyeongchang 2018 olympic winter games: a prospective study of 2914 athletes from 92 countries. *Br J Sports Med* 2019;53:1085–92.
- Soligard T, Palmer D, Steffen K, *et al.* New sports, COVID-19 and the heat: sports injuries and illnesses in the Tokyo 2020 summer olympics. *Br J Sports Med* 2022.
- Bahr R. No injuries, but plenty of pain? on the methodology for recording overuse symptoms in sports. *Br J Sports Med* 2009;43:966–72.
- Clarsen B, Myklebust G, Bahr R. Development and validation of a new method for the registration of overuse injuries in sports injury epidemiology. *Br J Sports Med* 2013;47:495–502.
- Hammond LE, Lilley JM, Pope GD, *et al.* The impact of playing in matches while injured on injury surveillance findings in professional football. *Scand J Med Sci Sports* 2014;24:e195–200.
- Roderick M, Waddington I, Parker G. Playing hurt. *International Review for the Sociology of Sport* 2000;35:165–80.
- Clarsen B, Rønsen O, Myklebust G, *et al.* The Oslo sports trauma research center questionnaire on health problems: a new approach to prospective monitoring of illness and injury in elite athletes. *Br J Sports Med* 2014;48:754–60.
- Clarsen B, Steffen K, Berge HM, *et al.* Methods, challenges and benefits of a health monitoring programme for Norwegian olympic and paralympic athletes: the road from London 2012 to Tokyo 2020. *Br J Sports Med* 2021;55:1342–9.
- Steffen K, Clarsen B, Gjelsvik H, *et al.* Illness and injury among Norwegian para athletes over five consecutive paralympic summer and winter games cycles: prevailing high illness burden on the road from 2012 to 2020. *Br J Sports Med* 2022;56:204–12.
- Clarsen B, Bahr R, Myklebust G, *et al.* Improved reporting of overuse injuries and health problems in sport: an update of the Oslo sport trauma research center questionnaires. *Br J Sports Med* 2020;54:390–6.
- Bahr R, Clarsen B, Derman W, *et al.* International olympic committee consensus statement: methods for recording and reporting of epidemiological data on injury and illness in sport 2020 (including STROBE extension for sport injury and illness surveillance (STROBE-SIIS)). *Br J Sports Med* 2020;54:372–89.
- Sarmila. *R: A Language and Environment for Statistical Computing [program]*. Vienna, Austria: R Foundation for Statistical Computing, 2019.
- Ranson C, Wootten M, Biswas A, *et al.* Year-round longitudinal health surveillance in UK olympic summer sport athletes 2016–2019. *Br J Sports Med* 2023;57:836–41.
- Zech A, Hollander K, Junge A, *et al.* Sex differences in injury rates in team-sport athletes: a systematic review and meta-regression analysis. *J Sport Health Sci* 2022;11:104–14.
- Bram JT, Magee LC, Mehta NN, *et al.* Anterior cruciate ligament injury incidence in adolescent athletes: a systematic review and meta-analysis. *Am J Sports Med* 2021;49:1962–72.
- Beynon BD, Vacek PM, Newell MK, *et al.* The effects of level of competition, sport, and sex on the incidence of first-time noncontact anterior Cruciate ligament injury. *Am J Sports Med* 2014;42:1806–12.
- Myklebust G, Skjølberg A, Bahr R. ACL injury incidence in female handball 10 years after the Norwegian ACL prevention study: important lessons learned. *Br J Sports Med* 2013;47:476–9.
- Møller M, Attermann J, Myklebust G, *et al.* Injury risk in Danish youth and senior elite handball using a new SMS text messages approach. *Br J Sports Med* 2012;46:531–7.
- Bere T, Flørenes TW, Nordsletten L, *et al.* Sex differences in the risk of injury in world cup Alpine skiers: a 6-year cohort study. *Br J Sports Med* 2014;48:36–40.
- Flørenes TW, Bere T, Nordsletten L, *et al.* Injuries among male and female world cup Alpine skiers. *Br J Sports Med* 2009;43:973–8.

- 26 Florenes TW, Heir S, Nordsletten L, *et al.* Injuries among world cup freestyle skiers. *Br J Sports Med* 2010;44:803–8.
- 27 Florenes TW, Nordsletten L, Heir S, *et al.* Injuries among world cup ski and snowboard athletes. *Scand J Med Sci Sports* 2012;22:58–66.
- 28 Stenseth OMR, Barli SF, Martin RK, *et al.* Injuries in elite women's ski jumping: a cohort study following three international ski federation (FIS) world cup seasons from 2017–2018 to 2019–2020. *Br J Sports Med* 2022;56:35–40.
- 29 López-Valenciano A, Raya-González J, García-Gómez JA, *et al.* Injury profile in women's football: a systematic review and meta-analysis. *Sports Med* 2021;51:423–42.
- 30 López-Valenciano A, Ruiz-Pérez I, García-Gómez A, *et al.* Epidemiology of injuries in professional football: a systematic review and meta-analysis. *Br J Sports Med* 2020;54:711–8.
- 31 Andreoli CV, Chiaramonti BC, Buriel E, *et al.* Epidemiology of sports injuries in basketball: integrative systematic review. *BMJ Open Sport Exerc Med* 2018;4:e000468.
- 32 Williams S, Robertson C, Starling L, *et al.* Injuries in elite men's Rugby Union: an updated (2012–2020) meta-analysis of 11,620 match and training injuries. *Sports Med* 2022;52:1127–40.
- 33 Stephenson SD, Kocan JW, Vinod AV, *et al.* A comprehensive summary of systematic reviews on sports injury prevention strategies. *Orthop J Sports Med* 2021;9:23259671211035776.
- 34 Bahr R, Engebretsen L. Sports injury prevention. In: Engebretsen L, Bahr R, eds. *Developing and managing an injury prevention program within the team*. Oxford: Wiley-Blackwell, 2009: 17–29.
- 35 Hanstad DV, Rønson O, Andersen SS, *et al.* Fit for the fight? illnesses in the Norwegian team in the Vancouver olympic games. *Br J Sports Med* 2011;45:571–5.



## Illness and injury among Norwegian Olympic athletes during preparation for five consecutive Summer and Winter Games

Clarsen B,<sup>1,2</sup> Berge HM,<sup>1,2</sup> Bendiksen F,<sup>2</sup> Fossan B,<sup>2</sup> Fredriksen H,<sup>1,2</sup> Haugvad L,<sup>2</sup> Kjelsberg M,<sup>2</sup> Rønsen O,<sup>2</sup> Steffen K,<sup>1,2</sup> Torgalsen T,<sup>2</sup> Bahr R<sup>1,2</sup>

<sup>1</sup>Oslo Sports Trauma Research Center, Norwegian School of Sport Sciences, Oslo, Norway

<sup>2</sup>The Norwegian Olympic Training Center (Olympiatoppen), Oslo, Norway

### Supplementary Material

**Supplementary table 1.** Pattern of 1439 injuries distributed among 441 Norwegian Olympic athletes between 2011 and 2020, presented by body region and tissue type. Specific OSIIIS-13 diagnoses are presented if five or more of the same diagnoses were recorded

| Region   | Injuries   | Incidence                          | Median time loss             | Burden                                   |
|--|------------|------------------------------------|------------------------------|--|
| Tissue type  | n          | Injuries per athlete year [95% CI] | Days (25th, 75th percentile) | Time loss days per athlete year [95% CI] |
| <i>OSIIIS-13 Diagnosis</i>                                   |            |                                    |                              |  |
| <b>Head</b>  | <b>56</b>  | <b>0.12 [0.09, 0.15]</b>           | <b>3 (1, 7)</b>              | <b>0.64 [0.58, 0.72]</b>                 |
| Nervous  | 26         | 0.05 [0.04, 0.08]                  | 6 (2, 10)                    | 0.40 [0.34, 0.46]                        |
| <i>Concussion</i>  | 25         | 0.05 [0.03, 0.08]                  | 7 (3, 10)                    | 0.39 [0.34, 0.45]                        |
| Bone   | 6          | 0.01 [0.01, 0.03]                  | 4 (2, 5)                     | 0.05 [0.04, 0.08]                        |
| Superficial tissues/skin                                     | 2          | 0.00 [0, 0.01]                     | 2 (1, 2)                     | 0.01 [0, 0.02]                           |
| Vessels  | 6          | 0.01 [0.01, 0.03]                  | 2 (1, 6)                     | 0.08 [0.06, 0.11]                        |
| <i>Head/facial contusion/haematoma</i>                       | 5          | 0.01 [0, 0.02]                     | 1 (1, 3)                     | 0.03 [0.01, 0.04]                        |
| Internal organs  | 1          | 0.00 [0, 0.01]                     | 4 (4, 4)                     | 0.01 [0, 0.02]                           |
| Non-specific   | 15         | 0.03 [0.02, 0.05]                  | 2 (1, 3)                     | 0.10 [0.07, 0.13]                        |
| <b>Neck</b>  | <b>47</b>  | <b>0.10 [0.07, 0.13]</b>           | <b>0 (0, 2)</b>              | <b>0.16 [0.13, 0.2]</b>                  |
| Muscle/tendon  | 14         | 0.03 [0.02, 0.05]                  | 1 (0, 3)                     | 0.05 [0.03, 0.08]                        |
| <i>Neck muscle strain</i>                                    | 12         | 0.03 [0.01, 0.04]                  | 1 (0, 3)                     | 0.05 [0.03, 0.07]                        |
| Cartilage/synovium/bursa                                     | 4          | 0.01 [0, 0.02]                     | 2 (0, 5)                     | 0.03 [0.02, 0.05]                        |
| Ligament/joint capsule                                       | 2          | 0.00 [0, 0.01]                     | 0 (0, 1)                     | 0.00 [0, 0.01]                           |
| Non-specific   | 27         | 0.06 [0.04, 0.08]                  | 0 (0, 2)                     | 0.08 [0.05, 0.1]                         |
| <i>Neck muscle and/or tendon strain/spasm/trigger points</i> | 7          | 0.01 [0.01, 0.03]                  | 0 (0, 1)                     | 0.02 [0.01, 0.04]                        |
| <b>Shoulder</b>  | <b>113</b> | <b>0.24 [0.2, 0.28]</b>            | <b>0 (0, 3)</b>              | <b>1.03 [0.95, 1.13]</b>                 |
| Muscle/tendon  | 49         | 0.10 [0.08, 0.13]                  | 0 (0, 2)                     | 0.24 [0.2, 0.28]                         |
| <i>Shoulder contusion/haematoma</i>                          | 5          | 0.01 [0, 0.02]                     | 1 (0, 2)                     | 0.01 [0.01, 0.03]                        |
| <i>Rotator cuff tendon pathology</i>                         | 20         | 0.04 [0.03, 0.06]                  | 0 (0, 3)                     | 0.10 [0.08, 0.13]                        |
| <i>Subacromial impingement</i>                               | 7          | 0.01 [0.01, 0.03]                  | 0 (0, 0)                     | 0.01 [0, 0.02]                           |
| Nervous  | 2          | 0.00 [0, 0.01]                     | 6 (5, 6)                     | 0.02 [0.01, 0.04]                        |
| Bone   | 2          | 0.00 [0, 0.01]                     | 4 (3, 4)                     | 0.01 [0.01, 0.03]                        |
| Cartilage/synovium/bursa                                     | 9          | 0.02 [0.01, 0.03]                  | 0 (0, 27)                    | 0.46 [0.4, 0.52]                         |
| Ligament/joint capsule                                       | 10         | 0.02 [0.01, 0.04]                  | 6 (4, 12)                    | 0.19 [0.15, 0.23]                        |
| Vessels  | 1          | 0.00 [0, 0.01]                     | 19 (19, 19)                  | 0.04 [0.02, 0.06]                        |
| Non-specific   | 40         | 0.08 [0.06, 0.11]                  | 0 (0, 1)                     | 0.08 [0.06, 0.11]                        |
| <b>Upper arm</b>   | <b>2</b>   | <b>0.00 [0, 0.01]</b>              | <b>0 (0, 0)</b>              | <b>0.00 [0, 0.01]</b>                    |
| Muscle/tendon  | 2          | 0.00 [0, 0.01]                     | 0 (0, 0)                     | 0.00 [0, 0.01]                           |
| <b>Elbow</b>   | <b>35</b>  | <b>0.07 [0.05, 0.1]</b>            | <b>1 (0, 2)</b>              | <b>0.41 [0.36, 0.47]</b>                 |
| Muscle/tendon  | 8          | 0.02 [0.01, 0.03]                  | 0 (0, 2)                     | 0.01 [0.01, 0.03]                        |
| <i>Tennis elbow (lateral epicondyle pain)</i>                | 5          | 0.01 [0, 0.02]                     | 2 (0, 2)                     | 0.01 [0.01, 0.03]                        |
| Bone   | 2          | 0.00 [0, 0.01]                     | 2 (1, 4)                     | 0.01 [0, 0.02]                           |
| Cartilage/synovium/bursa                                     | 2          | 0.00 [0, 0.01]                     | 2 (2, 3)                     | 0.01 [0, 0.02]                           |
| Ligament/joint capsule                                       | 11         | 0.02 [0.01, 0.04]                  | 2 (1, 14)                    | 0.36 [0.31, 0.42]                        |
| Superficial tissues/skin                                     | 3          | 0.01 [0, 0.02]                     | 0 (0, 1)                     | 0.00 [0, 0.01]                           |
| Vessels  | 2          | 0.00 [0, 0.01]                     | 0 (0, 0)                     | 0.00 [0, 0.01]                           |
| Non-specific   | 7          | 0.01 [0.01, 0.03]                  | 1 (0, 2)                     | 0.01 [0.01, 0.03]                        |
| <b>Forearm</b>   | <b>17</b>  | <b>0.04 [0.02, 0.06]</b>           | <b>0 (0, 1)</b>              | <b>0.04 [0.03, 0.07]</b>                 |
| Muscle/tendon  | 9          | 0.02 [0.01, 0.03]                  | 0 (0, 0)                     | 0.02 [0.01, 0.03]                        |

|  |            |                          |                 |                          |
|--|------------|--------------------------|-----------------|--------------------------|
| Bone   | 2          | 0.00 [0, 0.01]           | 6 (4, 7)        | 0.02 [0.01, 0.04]        |
| Non-specific                                       | 6          | 0.01 [0.01, 0.03]        | 0 (0, 1)        | 0.00 [0, 0.01]           |
| <b>Wrist</b>                                       | <b>39</b>  | <b>0.08 [0.06, 0.11]</b> | <b>0 (0, 2)</b> | <b>0.92 [0.83, 1.01]</b> |
| Muscle/tendon                                      | 8          | 0.02 [0.01, 0.03]        | 2 (0, 9)        | 0.36 [0.31, 0.42]        |
| Bone   | 1          | 0.00 [0, 0.01]           | 0 (0, 0)        | 0.00 [0, 0.01]           |
| Cartilage/synovium/bursa                           | 2          | 0.00 [0, 0.01]           | 76 (38, 114)    | 0.32 [0.27, 0.37]        |
| Ligament/joint capsule                             | 6          | 0.01 [0.01, 0.03]        | 2 (1, 3)        | 0.20 [0.16, 0.25]        |
| <i>Sprained/jarred wrist joint</i>                 | 6          | <i>0.01 [0.01, 0.03]</i> | <i>2 (1, 3)</i> | <i>0.20 [0.16, 0.25]</i> |
| Superficial tissues/skin                           | 4          | 0.01 [0, 0.02]           | 1 (1, 2)        | 0.01 [0, 0.02]           |
| Vessels  | 2          | 0.00 [0, 0.01]           | 0 (0, 0)        | 0.00 [0, 0.01]           |
| Non-specific                                       | 16         | 0.03 [0.02, 0.05]        | 0 (0, 1)        | 0.03 [0.01, 0.04]        |
| <b>Hand</b>  | <b>47</b>  | <b>0.10 [0.07, 0.13]</b> | <b>0 (0, 2)</b> | <b>0.36 [0.31, 0.41]</b> |
| Muscle/tendon                                      | 6          | 0.01 [0.01, 0.03]        | 0 (0, 2)        | 0.03 [0.02, 0.05]        |
| <i>Hand muscle bruising/haematoma</i>              | 5          | <i>0.01 [0, 0.02]</i>    | <i>0 (0, 0)</i> | <i>0.00 [0, 0.01]</i>    |
| Bone   | 15         | 0.03 [0.02, 0.05]        | 2 (0, 12)       | 0.26 [0.21, 0.3]         |
| <i>Avulsion fracture phalanx</i>                   | 5          | <i>0.01 [0, 0.02]</i>    | <i>0 (0, 0)</i> | <i>0.00 [0, 0.01]</i>    |
| Ligament/joint capsule                             | 12         | 0.03 [0.01, 0.04]        | 0 (0, 1)        | 0.03 [0.02, 0.05]        |
| <i>Thumb sprain</i>                                | 5          | <i>0.01 [0, 0.02]</i>    | <i>0 (0, 0)</i> | <i>0.00 [0, 0.01]</i>    |
| Superficial tissues/skin                           | 3          | 0.01 [0, 0.02]           | 0 (0, 2)        | 0.01 [0, 0.02]           |
| Non-specific                                       | 11         | 0.02 [0.01, 0.04]        | 0 (0, 2)        | 0.04 [0.02, 0.06]        |
| <i>Other finger pain</i>                           | 11         | <i>0.02 [0.01, 0.04]</i> | <i>0 (0, 2)</i> | <i>0.04 [0.02, 0.06]</i> |
| <b>Chest</b>                                       | <b>17</b>  | <b>0.04 [0.02, 0.06]</b> | <b>2 (1, 9)</b> | <b>0.20 [0.16, 0.24]</b> |
| Muscle/tendon                                      | 5          | 0.01 [0, 0.02]           | 2 (1, 6)        | 0.05 [0.03, 0.07]        |
| Bone   | 9          | 0.02 [0.01, 0.03]        | 1 (1, 6)        | 0.10 [0.08, 0.14]        |
| <i>Fractured rib(s)</i>                            | 6          | <i>0.01 [0.01, 0.03]</i> | <i>1 (0, 2)</i> | <i>0.04 [0.02, 0.06]</i> |
| Cartilage/synovium/bursa                           | 1          | 0.00 [0, 0.01]           | 1 (1, 1)        | 0.00 [0, 0.01]           |
| Internal organs                                    | 1          | 0.00 [0, 0.01]           | 9 (9, 9)        | 0.02 [0.01, 0.03]        |
| Non-specific                                       | 1          | 0.00 [0, 0.01]           | 11 (11, 11)     | 0.02 [0.01, 0.04]        |
| <b>Thoracic spine</b>                              | <b>35</b>  | <b>0.07 [0.05, 0.1]</b>  | <b>0 (0, 0)</b> | <b>0.04 [0.02, 0.06]</b> |
| Muscle/tendon                                      | 11         | 0.02 [0.01, 0.04]        | 0 (0, 0)        | 0.01 [0.01, 0.03]        |
| <i>Thoracic muscle strain/spasm/trigger points</i> | 9          | <i>0.02 [0.01, 0.03]</i> | <i>0 (0, 0)</i> | <i>0.01 [0.01, 0.03]</i> |
| Ligament/joint capsule                             | 3          | 0.01 [0, 0.02]           | 0 (0, 0)        | 0.00 [0, 0.01]           |
| Non-specific                                       | 21         | 0.04 [0.03, 0.07]        | 0 (0, 1)        | 0.02 [0.01, 0.04]        |
| <b>Lumbosacral</b>                                 | <b>177</b> | <b>0.37 [0.32, 0.43]</b> | <b>0 (0, 3)</b> | <b>1.60 [1.49, 1.72]</b> |
| Muscle/tendon                                      | 17         | 0.04 [0.02, 0.06]        | 1 (0, 4)        | 0.13 [0.1, 0.17]         |
| <i>Gluteal muscle strain</i>                       | 10         | <i>0.02 [0.01, 0.04]</i> | <i>0 (0, 3)</i> | <i>0.07 [0.05, 0.1]</i>  |
| Nervous  | 2          | 0.00 [0, 0.01]           | 0 (0, 0)        | 0.00 [0, 0.01]           |
| Bone   | 5          | 0.01 [0, 0.02]           | 5 (0, 31)       | 0.16 [0.12, 0.19]        |
| Cartilage/synovium/bursa                           | 17         | 0.04 [0.02, 0.06]        | 2 (0, 11)       | 0.25 [0.21, 0.3]         |
| <i>Disc degeneration</i>                           | 12         | <i>0.03 [0.01, 0.04]</i> | <i>0 (0, 4)</i> | <i>0.08 [0.06, 0.11]</i> |
| Ligament/joint capsule                             | 3          | 0.01 [0, 0.02]           | 3 (2, 6)        | 0.03 [0.01, 0.04]        |
| Superficial tissues/skin                           | 1          | 0.00 [0, 0.01]           | 0 (0, 0)        | 0.00 [0, 0.01]           |
| Non-specific                                       | 132        | 0.28 [0.23, 0.33]        | 0 (0, 2)        | 1.03 [0.95, 1.13]        |
| <b>Abdomen</b>                                     | <b>25</b>  | <b>0.05 [0.03, 0.08]</b> | <b>1 (0, 4)</b> | <b>0.20 [0.16, 0.24]</b> |
| Muscle/tendon                                      | 10         | 0.02 [0.01, 0.04]        | 2 (0, 6)        | 0.15 [0.11, 0.18]        |
| Internal organs                                    | 5          | 0.01 [0, 0.02]           | 1 (1, 5)        | 0.03 [0.02, 0.05]        |

|  |            |                          |                 |                             |
|--|------------|--------------------------|-----------------|-----------------------------|
| <i>Trunk and abdominal injury</i>                            | 5          | 0.01 [0, 0.02]           | 1 (1, 5)        | 0.03 [0.02, 0.05]           |
| Non-specific   | 10         | 0.02 [0.01, 0.04]        | 0 (0, 2)        | 0.02 [0.01, 0.04]           |
| <b>Hip/groin</b>   | <b>114</b> | <b>0.24 [0.2, 0.28]</b>  | <b>0 (0, 3)</b> | <b>1.19 [1.1, 1.3]</b>      |
| Muscle/tendon  | 53         | 0.11 [0.08, 0.14]        | 0 (0, 3)        | 0.29 [0.24, 0.34]           |
| <i>Hip and groin muscle strain/tear</i>                      | 13         | 0.03 [0.02, 0.05]        | 0 (0, 1)        | 0.03 [0.01, 0.04]           |
| <i>Iliopsoas muscle strain/tear</i>                          | 17         | 0.04 [0.02, 0.06]        | 1 (0, 3)        | 0.08 [0.06, 0.11]           |
| <i>contusion/haematoma, hip region</i>                       | 5          | 0.01 [0, 0.02]           | 2 (0, 3)        | 0.02 [0.01, 0.03]           |
| <i>Unspecified or multiple adductor tendon injury</i>        | 5          | 0.01 [0, 0.02]           | 3 (0, 8)        | 0.10 [0.07, 0.13]           |
| <i>Adductor longus tendon strain</i>                         | 7          | 0.01 [0.01, 0.03]        | 2 (0, 8)        | 0.06 [0.04, 0.09]           |
| Bone   | 6          | 0.01 [0.01, 0.03]        | 46 (13, 69)     | 0.67 [0.6, 0.74]            |
| Cartilage/synovium/bursa                                     | 3          | 0.01 [0, 0.02]           | 0 (0, 0)        | 0.00 [0, 0.01]              |
| Ligament/joint capsule                                       | 4          | 0.01 [0, 0.02]           | 0 (0, 0)        | 0.00 [0, 0.01]              |
| Non-specific   | 48         | 0.10 [0.07, 0.13]        | 1 (0, 2)        | 0.24 [0.2, 0.28]            |
| <b>Thigh</b>   | <b>126</b> | <b>0.26 [0.22, 0.31]</b> | <b>1 (0, 3)</b> | <b>0.67 [0.6, 0.75]</b>     |
| Muscle/tendon  | 90         | 0.19 [0.15, 0.23]        | 1 (0, 3)        | 0.48 [0.42, 0.54]           |
| <i>Hamstring strain/tear</i>                                 | 19         | 0.04 [0.02, 0.06]        | 1 (0, 4)        | 0.19 [0.16, 0.23]           |
| <i>Gluteus medius/minimus strain</i>                         | 8          | 0.02 [0.01, 0.03]        | 2 (0, 4)        | 0.04 [0.02, 0.06]           |
| <i>Thigh muscle strain/spasm/trigger points</i>              | 25         | 0.05 [0.03, 0.08]        | 0 (0, 1)        | 0.09 [0.07, 0.12]           |
| <i>Contusion/haematoma of thigh</i>                          | 8          | 0.02 [0.01, 0.03]        | 1 (1, 2)        | 0.03 [0.02, 0.05]           |
| <i>Gluteus med/min tendinopathy</i>                          | 5          | 0.01 [0, 0.02]           | 1 (1, 3)        | 0.03 [0.02, 0.05]           |
| Bone   | 2          | 0.00 [0, 0.01]           | 7 (7, 7)        | 0.03 [0.02, 0.05]           |
| Superficial tissues/skin                                     | 1          | 0.00 [0, 0.01]           | 5 (5, 5)        | 0.01 [0, 0.02]              |
| Non-specific   | 33         | 0.07 [0.05, 0.1]         | 1 (0, 2)        | 0.15 [0.12, 0.19]           |
| <b>Knee</b>  | <b>262</b> | <b>0.55 [0.48, 0.62]</b> | <b>1 (0, 5)</b> | <b>12.37 [12.06, 12.69]</b> |
| Muscle/tendon  | 61         | 0.13 [0.1, 0.16]         | 1 (0, 3)        | 1.08 [0.99, 1.18]           |
| <i>Quadriceps tendinopathy +/- suprapatellar bursitis</i>    | 8          | 0.02 [0.01, 0.03]        | 1 (0, 1)        | 0.02 [0.01, 0.04]           |
| <i>Patellar tendinopathy</i>                                 | 32         | 0.07 [0.05, 0.09]        | 2 (0, 6)        | 0.93 [0.85, 1.02]           |
| <i>Iliotibial band syndrome</i>                              | 13         | 0.03 [0.02, 0.05]        | 1 (0, 1)        | 0.12 [0.09, 0.15]           |
| Bone   | 5          | 0.01 [0, 0.02]           | 1 (1, 2)        | 0.02 [0.01, 0.03]           |
| Cartilage/synovium/bursa                                     | 58         | 0.12 [0.09, 0.16]        | 1 (0, 4)        | 0.79 [0.71, 0.87]           |
| <i>Medial meniscal tear</i>                                  | 8          | 0.02 [0.01, 0.03]        | 2 (1, 5)        | 0.27 [0.22, 0.32]           |
| <i>Patellofemoral joint chondral pain</i>                    | 25         | 0.05 [0.03, 0.08]        | 0 (0, 2)        | 0.11 [0.09, 0.15]           |
| <i>Infrapatella fat pad contusion/haematoma +/- bursitis</i> | 7          | 0.01 [0.01, 0.03]        | 0 (0, 21)       | 0.20 [0.16, 0.24]           |
| Ligament/joint capsule                                       | 51         | 0.11 [0.08, 0.14]        | 16 (1, 266)     | 10.13 [9.85, 10.42]         |
| <i>ACL rupture</i>   | 16         | 0.03 [0.02, 0.05]        | 266 (266, 266)  | 8.86 [8.6, 9.13]            |
| <i>Grade 1 MCL tear knee</i>                                 | 16         | 0.03 [0.02, 0.05]        | 1 (0, 6)        | 0.18 [0.14, 0.22]           |
| <i>Grade 2 MCL tear knee</i>                                 | 7          | 0.01 [0.01, 0.03]        | 31 (8, 52)      | 0.45 [0.39, 0.51]           |
| Vessels  | 14         | 0.03 [0.02, 0.05]        | 1 (0, 4)        | 0.09 [0.06, 0.12]           |
| <i>Knee contusion/haematoma (extraarticular)</i>             | 14         | 0.03 [0.02, 0.05]        | 1 (0, 4)        | 0.09 [0.06, 0.12]           |
| Non-specific   | 73         | 0.15 [0.12, 0.19]        | 0 (0, 1)        | 0.26 [0.22, 0.31]           |
| <b>Lower leg</b>   | <b>93</b>  | <b>0.19 [0.16, 0.24]</b> | <b>1 (0, 3)</b> | <b>0.83 [0.75, 0.92]</b>    |
| Muscle/tendon  | 65         | 0.14 [0.11, 0.17]        | 1 (0, 3)        | 0.39 [0.33, 0.45]           |
| <i>Gastrocnemius muscle injury/strain</i>                    | 9          | 0.02 [0.01, 0.03]        | 2 (1, 2)        | 0.05 [0.03, 0.07]           |
| <i>Lower leg muscle Injury</i>                               | 8          | 0.02 [0.01, 0.03]        | 2 (1, 3)        | 0.03 [0.02, 0.05]           |

|  |            |                          |                 |                          |
|--|------------|--------------------------|-----------------|--------------------------|
| <i>Tenoperiostitis of lower leg</i>                        | 8          | 0.02 [0.01, 0.03]        | 2 (0, 4)        | 0.05 [0.04, 0.08]        |
| <i>Medial tibial stress syndrome</i>                       | 5          | 0.01 [0, 0.02]           | 0 (0, 0)        | 0.00 [0, 0.01]           |
| <i>Achilles tendinopathy</i>                               | 22         | 0.05 [0.03, 0.07]        | 0 (0, 3)        | 0.12 [0.09, 0.15]        |
| Bone   | 3          | 0.01 [0, 0.02]           | 12 (8, 78)      | 0.33 [0.28, 0.39]        |
| Cartilage/synovium/bursa                                   | 1          | 0.00 [0, 0.01]           | 2 (2, 2)        | 0.00 [0, 0.01]           |
| Superficial tissues/skin                                   | 2          | 0.00 [0, 0.01]           | 10 (6, 14)      | 0.04 [0.03, 0.06]        |
| Non-specific   | 22         | 0.05 [0.03, 0.07]        | 0 (0, 2)        | 0.07 [0.05, 0.09]        |
| <b>Ankle</b>   | <b>93</b>  | <b>0.19 [0.16, 0.24]</b> | <b>1 (0, 3)</b> | <b>0.92 [0.84, 1.01]</b> |
| Muscle/tendon  | 6          | 0.01 [0.01, 0.03]        | 2 (1, 3)        | 0.04 [0.02, 0.06]        |
| Bone   | 1          | 0.00 [0, 0.01]           | 26 (26, 26)     | 0.05 [0.04, 0.08]        |
| Cartilage/synovium/bursa                                   | 7          | 0.01 [0.01, 0.03]        | 1 (0, 26)       | 0.23 [0.19, 0.27]        |
| <i>Ankle synovitis/impingement/bursitis</i>                | 5          | 0.01 [0, 0.02]           | 0 (0, 1)        | 0.01 [0, 0.02]           |
| Ligament/joint capsule                                     | 39         | 0.08 [0.06, 0.11]        | 1 (0, 4)        | 0.32 [0.27, 0.37]        |
| <i>Sprain lateral collateral ligament ankle</i>            | 6          | 0.01 [0.01, 0.03]        | 0 (0, 1)        | 0.01 [0, 0.02]           |
| <i>Lateral ligaments rupture (grade 3 injury)</i>          | 14         | 0.03 [0.02, 0.05]        | 2 (0, 6)        | 0.19 [0.16, 0.24]        |
| <i>Anterior talofibular ligament sprain</i>                | 11         | 0.02 [0.01, 0.04]        | 1 (0, 2)        | 0.05 [0.03, 0.07]        |
| Superficial tissues/skin                                   | 2          | 0.00 [0, 0.01]           | 2 (1, 2)        | 0.01 [0, 0.02]           |
| Vessels  | 7          | 0.01 [0.01, 0.03]        | 3 (1, 3)        | 0.03 [0.02, 0.05]        |
| <i>Ankle contusion/haematoma</i>                           | 7          | 0.01 [0.01, 0.03]        | 3 (1, 3)        | 0.03 [0.02, 0.05]        |
| Non-specific   | 31         | 0.06 [0.04, 0.09]        | 0 (0, 2)        | 0.24 [0.2, 0.29]         |
| <b>Foot</b>  | <b>101</b> | <b>0.21 [0.17, 0.25]</b> | <b>1 (0, 4)</b> | <b>0.87 [0.79, 0.96]</b> |
| Muscle/tendon  | 14         | 0.03 [0.02, 0.05]        | 1 (0, 2)        | 0.06 [0.04, 0.09]        |
| <i>Plantar heel pain (fasciitis/strain/calcaneal spur)</i> | 7          | 0.01 [0.01, 0.03]        | 0 (0, 4)        | 0.04 [0.02, 0.06]        |
| Nervous  | 1          | 0.00 [0, 0.01]           | 0 (0, 0)        | 0.00 [0, 0.01]           |
| Bone   | 10         | 0.02 [0.01, 0.04]        | 6 (1, 26)       | 0.35 [0.3, 0.41]         |
| Cartilage/synovium/bursa                                   | 3          | 0.01 [0, 0.02]           | 10 (8, 20)      | 0.10 [0.07, 0.13]        |
| Ligament/joint capsule                                     | 4          | 0.01 [0, 0.02]           | 2 (1, 2)        | 0.01 [0.01, 0.03]        |
| Superficial tissues/skin                                   | 2          | 0.00 [0, 0.01]           | 1 (0, 2)        | 0.00 [0, 0.01]           |
| Vessels  | 13         | 0.03 [0.02, 0.05]        | 1 (0, 2)        | 0.05 [0.03, 0.07]        |
| <i>Heel bruising/haematoma incl. fat pad contusion</i>     | 5          | 0.01 [0, 0.02]           | 3 (0, 4)        | 0.04 [0.02, 0.06]        |
| <i>Foot contusion/haematoma</i>                            | 7          | 0.01 [0.01, 0.03]        | 1 (0, 1)        | 0.01 [0, 0.02]           |
| Non-specific   | 54         | 0.11 [0.09, 0.15]        | 1 (0, 4)        | 0.30 [0.25, 0.35]        |
| <b>Region unspecified</b>                                  | <b>3</b>   | <b>0.01 [0, 0.02]</b>    | <b>0 (0, 2)</b> | <b>0.01 [0, 0.02]</b>    |
| Muscle/tendon  | 3          | 0.01 [0, 0.02]           | 0 (0, 2)        | 0.01 [0, 0.02]           |

OSIICS = Orchard Sports Injury and Illness Classification System; CI = Confidence interval

**Supplementary table 2.** Pattern of 1371 illnesses distributed among 381 Norwegian Olympic athletes between 2011 and 2020, presented by organ system and aetiology. Specific OSICS-13 diagnoses are presented if five or more of the same diagnoses were recorded

| Organ system                      | Illnesses  | Incidence                           | Median time loss             | Burden                                   |
|-----------------------------------|------------|-------------------------------------|------------------------------|--|
| Aetiology                         | n          | Illnesses per athlete year [95% CI] | Days (25th, 75th percentile) | Time loss days per athlete year [95% CI] |
| <i>OSICS-13 Diagnosis</i>         |            |                                     |                              |  |
| <b>Cardiovascular</b>             | <b>9</b>   | <b>0.02 [0.01, 0.03]</b>            | <b>3 (1, 7)</b>              | <b>0.13 [0.1, 0.17]</b>                  |
| Thrombotic/haemorrhagic           | 1          | 0.00 [0, 0.01]                      | 3 (3, 3)                     | 0.01 [0, 0.02]                           |
| Degenerative or chronic condition | 2          | 0.00 [0, 0.01]                      | 5 (4, 6)                     | 0.02 [0.01, 0.04]                        |
| Unknown, or not specified         | 6          | 0.01 [0.01, 0.03]                   | 2 (0, 6)                     | 0.11 [0.08, 0.14]                        |
| <b>Dermatological</b>             | <b>16</b>  | <b>0.03 [0.02, 0.05]</b>            | <b>2 (0, 3)</b>              | <b>0.07 [0.05, 0.09]</b>                 |
| Immunological/inflammatory        | 2          | 0.00 [0, 0.01]                      | 0 (0, 0)                     | 0.00 [0, 0.01]                           |
| Infection                         | 6          | 0.01 [0.01, 0.03]                   | 4 (2, 5)                     | 0.04 [0.03, 0.06]                        |
| Neoplasm                          | 1          | 0.00 [0, 0.01]                      | 1 (1, 1)                     | 0.00 [0, 0.01]                           |
| Unknown, or not specified         | 7          | 0.01 [0.01, 0.03]                   | 2 (0, 2)                     | 0.02 [0.01, 0.04]                        |
| <b>Endocrinological</b>           | <b>13</b>  | <b>0.03 [0.02, 0.05]</b>            | <b>1 (0, 3)</b>              | <b>0.21 [0.17, 0.25]</b>                 |
| Immunological/inflammatory        | 13         | 0.03 [0.02, 0.05]                   | 1 (0, 3)                     | 0.21 [0.17, 0.25]                        |
| <i>Chronic fatigue syndrome</i>   | 11         | 0.02 [0.01, 0.04]                   | 1 (0, 4)                     | 0.21 [0.17, 0.25]                        |
| <b>Gastrointestinal</b>           | <b>148</b> | <b>0.31 [0.26, 0.36]</b>            | <b>2 (1, 3)</b>              | <b>0.83 [0.76, 0.92]</b>                 |
| Immunological/inflammatory        | 4          | 0.01 [0, 0.02]                      | 3 (2, 5)                     | 0.03 [0.02, 0.05]                        |
| Infection                         | 68         | 0.14 [0.11, 0.18]                   | 2 (1, 4)                     | 0.53 [0.46, 0.59]                        |
| <i>Gastrointestinal infection</i> | 66         | 0.14 [0.11, 0.17]                   | 2 (1, 4)                     | 0.39 [0.34, 0.45]                        |
| Multiple                          | 76         | 0.16 [0.13, 0.2]                    | 1 (0, 2)                     | 0.28 [0.24, 0.33]                        |
| <i>Gastrointestinal illness</i>   | 59         | 0.12 [0.09, 0.16]                   | 1 (0, 2)                     | 0.20 [0.16, 0.24]                        |
| <i>Diarrhoea</i>                  | 17         | 0.04 [0.02, 0.06]                   | 2 (1, 3)                     | 0.09 [0.06, 0.11]                        |
| <b>Genitourinary</b>              | <b>3</b>   | <b>0.01 [0, 0.02]</b>               | <b>2 (2, 13)</b>             | <b>0.06 [0.04, 0.08]</b>                 |
| Immunological/inflammatory        | 1          | 0.00 [0, 0.01]                      | 2 (2, 2)                     | 0.00 [0, 0.01]                           |
| Infection                         | 2          | 0.00 [0, 0.01]                      | 12 (7, 18)                   | 0.05 [0.03, 0.08]                        |
| <b>Musculoskeletal</b>            | <b>3</b>   | <b>0.01 [0, 0.02]</b>               | <b>0 (0, 1)</b>              | <b>0.00 [0, 0.01]</b>                    |
| Immunological/inflammatory        | 2          | 0.00 [0, 0.01]                      | 0 (0, 0)                     | 0.00 [0, 0.01]                           |
| Unknown, or not specified         | 1          | 0.00 [0, 0.01]                      | 2 (2, 2)                     | 0.00 [0, 0.01]                           |
| <b>Neurological</b>               | <b>39</b>  | <b>0.08 [0.06, 0.11]</b>            | <b>1 (1, 2)</b>              | <b>0.16 [0.13, 0.2]</b>                  |
| Immunological/inflammatory        | 6          | 0.01 [0.01, 0.03]                   | 0 (0, 2)                     | 0.01 [0.01, 0.03]                        |
| <i>Migraine</i>                   | 6          | 0.01 [0.01, 0.03]                   | 0 (0, 2)                     | 0.01 [0.01, 0.03]                        |
| Developmental anomaly             | 1          | 0.00 [0, 0.01]                      | 3 (3, 3)                     | 0.01 [0, 0.02]                           |
| Unknown, or not specified         | 32         | 0.07 [0.05, 0.09]                   | 1 (1, 2)                     | 0.14 [0.11, 0.18]                        |
| <b>Ophthalmological</b>           | <b>5</b>   | <b>0.01 [0, 0.02]</b>               | <b>0 (0, 0)</b>              | <b>0.00 [0, 0.01]</b>                    |
| Unknown, or not specified         | 5          | 0.01 [0, 0.02]                      | 0 (0, 0)                     | 0.00 [0, 0.01]                           |
| <b>Otological</b>                 | <b>2</b>   | <b>0.00 [0, 0.01]</b>               | <b>2 (1, 4)</b>              | <b>0.01 [0, 0.02]</b>                    |
| Infection                         | 2          | 0.00 [0, 0.01]                      | 2 (1, 4)                     | 0.01 [0, 0.02]                           |
| <b>Psychiatric/psychological</b>  | <b>15</b>  | <b>0.03 [0.02, 0.05]</b>            | <b>1 (1, 4)</b>              | <b>0.18 [0.15, 0.22]</b>                 |
| Environmental – non-exercise      | 3          | 0.01 [0, 0.02]                      | 6 (4, 6)                     | 0.03 [0.02, 0.05]                        |
| Multiple                          | 10         | 0.02 [0.01, 0.04]                   | 2 (1, 4)                     | 0.15 [0.12, 0.19]                        |
| <i>Depression</i>                 | 8          | 0.02 [0.01, 0.03]                   | 1 (1, 2)                     | 0.14 [0.11, 0.17]                        |
| Unknown, or not specified         | 2          | 0.00 [0, 0.01]                      | 1 (1, 1)                     | 0.00 [0, 0.01]                           |

|  |            |                          |                 |                          |
|--|------------|--------------------------|-----------------|--------------------------|
| <b>Respiratory</b>                           | <b>914</b> | <b>1.91 [1.78, 2.03]</b> | <b>2 (0, 4)</b> | <b>5.76 [5.54, 5.97]</b> |
| Allergic                                     | 13         | 0.03 [0.02, 0.05]        | 0 (0, 2)        | 0.03 [0.01, 0.04]        |
| <i>Allergy - rhinitis/sinusitis/hayfever</i> | 9          | 0.02 [0.01, 0.03]        | 0 (0, 2)        | 0.01 [0.01, 0.03]        |
| Environmental – exercise-related             | 4          | 0.01 [0, 0.02]           | 2 (2, 4)        | 0.02 [0.01, 0.04]        |
| Infection                                    | 889        | 1.85 [1.73, 1.98]        | 2 (0, 4)        | 5.67 [5.46, 5.89]        |
| <i>Respiratory infection</i>                 | 876        | 1.83 [1.71, 1.95]        | 2 (0, 4)        | 5.60 [5.39, 5.81]        |
| <i>Pneumonia/bronchitis/lower RTI</i>        | 11         | 0.02 [0.01, 0.04]        | 3 (0, 4)        | 0.06 [0.04, 0.09]        |
| Multiple                                     | 5          | 0.01 [0, 0.02]           | 2 (2, 2)        | 0.02 [0.01, 0.03]        |
| <i>Respiratory disease</i>                   | 5          | 0.01 [0, 0.02]           | 2 (2, 2)        | 0.02 [0.01, 0.03]        |
| Unknown, or not specified                    | 3          | 0.01 [0, 0.02]           | 3 (2, 3)        | 0.02 [0.01, 0.03]        |
| <b>Multiple systems</b>                      | <b>138</b> | <b>0.29 [0.24, 0.34]</b> | <b>2 (0, 4)</b> | <b>1.20 [1.11, 1.3]</b>  |
| Environmental – non-exercise                 | 1          | 0.00 [0, 0.01]           | 3 (3, 3)        | 0.01 [0, 0.02]           |
| Infection                                    | 113        | 0.24 [0.2, 0.28]         | 3 (0, 5)        | 1.09 [1, 1.19]           |
| <i>Glandular fever</i>                       | 9          | 0.02 [0.01, 0.03]        | 4 (2, 40)       | 0.39 [0.33, 0.45]        |
| <i>Virus proven by serology</i>              | 67         | 0.14 [0.11, 0.18]        | 3 (0, 4)        | 0.41 [0.35, 0.47]        |
| <i>Infection, other</i>                      | 37         | 0.08 [0.06, 0.11]        | 2 (0, 4)        | 0.30 [0.25, 0.35]        |
| Metabolic/nutritional                        | 24         | 0.05 [0.03, 0.07]        | 1 (0, 3)        | 0.10 [0.08, 0.13]        |
| <i>Tired athlete undiagnosed</i>             | 22         | 0.05 [0.03, 0.07]        | 1 (0, 3)        | 0.10 [0.08, 0.13]        |
| <b>Unknown or not specified</b>              | <b>10</b>  | <b>0.02 [0.01, 0.04]</b> | <b>0 (0, 2)</b> | <b>0.04 [0.02, 0.06]</b> |
| Multiple                                     | 10         | 0.02 [0.01, 0.04]        | 0 (0, 2)        | 0.04 [0.02, 0.06]        |
| <i>Medical illness undiagnosed/other</i>     | 10         | 0.02 [0.01, 0.04]        | 0 (0, 2)        | 0.04 [0.02, 0.06]        |

OSIICS = Orchard Sports Injury and Illness Classification System; CI = Confidence interval

**Supplementary material**

OSTRC-H2 Questionnaire with additional questions, as used in the Norwegian Olympic and Paralympic health monitoring programme since June 2018

| Question  | Logic    | Notes  |
|---|----------|--|
| <b>Q1 PARTICIPATION</b>   |          |  |
| Have you had any difficulties participating in training and competition due to injury, illness or other health problems during the past 7 days? |          |  |
| 1.1 Full participation without health problems  | Finished |  |
| 1.2 Full participation, but with a health problem   | → Q2     |  |
| 1.3 Reduced participation due to a health problem   | → Q2     |  |
| 1.4 Could not participate due to a health problem   | → Q5     |  |
| <b>Q2 MODIFIED TRAINING/COMPETITION</b>   |          |  |
| To what extent have you modified your training or competition due to injury, illness or other health problems during the past 7 days?           |          |  |
| 2.1 No modification   | → Q3     |  |
| 2.2 To a minor extent   | → Q3     |  |
| 2.3 To a moderate extent  | → Q3     |  |
| 2.4 To a major extent   | → Q3     |  |
| <b>Q3 PERFORMANCE</b>   |          |  |
| To what extent has injury, illness or other health problems affected your performance during the past 7 days?                                   |          |  |
| 3.1 No effect   | → Q4     |  |
| 3.2 To a minor extent   | → Q4     |  |
| 3.3 To a moderate extent  | → Q4     |  |
| 3.4 To a major extent   | → Q4     |  |
| <b>Q4 SYMPTOMS</b>  |          |  |
| To what extent have you experienced symptoms/health complaints during the past 7 days?  |          |  |
| 4.1 No symptoms/health complaints   | → Q5     |  |
| 4.2 To a mild extent  | → Q5     |  |
| 4.3 To a moderate extent  | → Q5     |  |
| 4.4 To a severe extent  | → Q5     |  |
| <b>Q5 Have you reported this problem previously?</b>  |          |  |
| 5.1 Yes   | → Q15    | Respondent then selects problem from a list of previously reported cases |
| 5.2 No  | → Q6     |  |
| <b>Q6 TYPE OF HEALTH PROBLEM</b>  |          |  |
| 6.1 Acute injury  | → Q7     |  |
| 6.2 Overuse injury  | → Q7     |  |
| 6.3 Illness   | → Q13    |  |
| <b>Q7 INJURY LOCATION</b>   |          |  |
| If you have multiple injuries, please complete a separate registration of each one  |          | This is represented as an anterior & posterior body chart                |
| 7.1 Head  | → Q8     |  |
| 7.2 Neck  | → Q8     |  |



|            |   |          |   |
|------------|---|----------|---|
| 7.3        | Shoulder  | → Q8     |   |
| 7.4        | Upper arm   | → Q8     |   |
| 7.5        | Elbow   | → Q8     |   |
| 7.6        | Forearm   | → Q8     |   |
| 7.7        | Wrist   | → Q8     |   |
| 7.8        | Hand/fingers  | → Q8     |   |
| 7.9        | Chest/ribs/upper back   | → Q8     |   |
| 7.1        | Abdomen   | → Q8     |   |
| 7.11       | Pelvis/low back   | → Q8     |   |
| 7.12       | Hip/groin   | → Q8     |   |
| 7.13       | Thigh   | → Q8     |   |
| 7.14       | Knee  | → Q8     |   |
| 7.15       | Lower leg   | → Q8     |   |
| 7.16       | Ankle   | → Q8     |   |
| 7.17       | Foot  | → Q8     |   |
| 7.18       | Other/unspecified   | → Q8     | Separate button next to body chart                                  |
| <b>Q8</b>  | <b>BODY SIDE</b>  |          | <i>Invisible to respondent: Coded automatically from body chart</i> |
| 8.1        | Left  | → Q9/Q10 |   |
| 8.2        | Right   | → Q9/Q10 |   |
| 8.3        | Not applicable  | → Q9/Q10 |   |
| <b>Q9</b>  | <b>INJURY DATE</b>  |          | <i>For acute injuries only (as defined in Q6)</i>                   |
|            | When did the injury occur?  |          |   |
| 9.1        | <i>(Select from calendar)</i>   | → Q11    |   |
| <b>Q10</b> | <b>INJURY DATE</b>  |          | <i>For overuse injuries only (as defined in Q6)</i>                 |
|            | When did you first notice symptoms?                                     |          |   |
| 10.1       | <i>(Select from calendar)</i>   | → Q15    |   |
| <b>Q11</b> | <b>ACTIVITY</b>   |          | <i>For acute injuries only (as defined in Q6)</i>                   |
|            | What were you doing when the injury occurred?                           |          |   |
| 11.1       | <i>(answer options populated from sport-specific customisable list)</i> | → Q12    |   |
| <b>Q12</b> | <b>INJURY MECHANISM</b>   |          | <i>For acute injuries only (as defined in Q6)</i>                   |
|            | How did the injury occur?   |          |   |
| 12.1       | <i>(answer options populated from sport-specific customisable list)</i> | → Q15    |   |
| <b>Q13</b> | <b>ILLNESS SYMPTOMS</b>   |          | <i>Check box - multiple answers possible</i>                        |
| 13.1       | Fever   | → Q14    |   |
| 13.2       | Fatigue/malaise   | → Q14    |   |
| 13.3       | Swollen glands  | → Q14    |   |
| 13.4       | Sore throat   | → Q14    |   |
| 13.5       | Blocked nose/running nose/sneezing                                      | → Q14    |   |
| 13.6       | Cough   | → Q14    |   |
| 13.7       | Breathing difficulty/tightness  | → Q14    |   |
| 13.8       | Headache  | → Q14    |   |
| 13.9       | Nausea  | → Q14    |   |
| 13.10      | Vomiting  | → Q14    |   |
| 13.11      | Diarrhoea   | → Q14    |   |
| 13.12      | Constipation  | → Q14    |   |
| 13.13      | Fainting  | → Q14    |   |

|            |   |          |  |
|------------|---|----------|--|
| 13.14      | Rash/itchiness  | → Q14    |  |
| 13.15      | Irregular pulse/arrhythmia  | → Q14    |  |
| 13.16      | Chest pain/angina   | → Q14    |  |
| 13.17      | Abdominal pain  | → Q14    |  |
| 13.18      | Other pain  | → Q14    |  |
| 13.19      | Numbness/pins and needles   | → Q14    |  |
| 13.20      | Anxiety   | → Q14    |  |
| 13.21      | Depression/sadness  | → Q14    |  |
| 13.22      | Irritability  | → Q14    |  |
| 13.23      | Eye symptoms  | → Q14    |  |
| 13.24      | Ear symptoms  | → Q14    |  |
| 13.25      | Symptoms from urinary tract/genitalia   | → Q14    |  |
| 13.26      | Other. Please specify   | → Q14    | <i>Free text box appears if this option selected</i>                           |
| <b>Q14</b> | <b>DATE</b>   |          |  |
|            | When did you first notice symptoms?   |          |  |
| 14.1       | <i>(Select from calendar)</i>   | → Q15    |  |
| <b>Q15</b> | <b>TIME LOSS</b>  |          |  |
|            | How many days over the past 7-day period have you had to completely miss training or competition due to this problem? |          |  |
| 15.1       | 1   | → Q16    |  |
| 15.2       | 2   | → Q16    |  |
| 15.3       | 3   | → Q16    |  |
| 15.4       | 4   | → Q16    |  |
| 15.5       | 5   | → Q16    |  |
| 15.6       | 6   | → Q16    |  |
| 15.7       | 7   | → Q16    |  |
| <b>Q16</b> | <b>CONTACT WITH MEDICAL TEAM</b>  |          |  |
|            | I have reported this problem to:  |          |  |
| 16.1       | <i>(athlete selects from a list of all Olympic/Paralympic medical personnel registered to them)</i>                   | → Q17    | <i>Multiple-selections possible</i>  |
| 16.2       | Other health professional (please specify whom)   | → Q17    | <i>Free text input</i>   |
| 16.3       | I have not reported it  | → Q17    |  |
| <b>Q17</b> | <b>COMMENTS</b>   |          |  |
|            | Please use this field to send additional information about this problem to your Olympic/Paralympic medical team       |          |  |
| 17.1       | <i>(free text)</i>  | → Q18    |  |
| <b>Q18</b> | Have you experienced any other illnesses, injuries or other health problems during the past 7 days?                   |          |  |
| 18.1       | Yes   | → Q1     | <i>Questionnaire repeats itself to allow registration of multiple problems</i> |
| 18.2       | No  | Finished |  |